

# SCHOOL SPORT WA ANNUAL REPORT



# 2018



## INDEX

AGM Agenda .....	3
2018 AGM Minutes .....	4-5
SSWA Management Committee & Sport Coordinators .....	6-7
President's Report .....	8
Manager's Report .....	9
Secondary Management Committee Report .....	9
Primary Management Committee Report .....	10
Secondary Champion Schools Results .....	11-14
Primary Champion Schools Results .....	15 - 16
South West Region Event Results.....	17 - 18
School Sport Australia National Championships WA Results .....	19 -21
Senior High Schools Country Week Results .....	22 -23
District High Schools Country Week Results.....	23
Interschool Sport Program Data .....	24
Interstate Team Program Data .....	25
School Sport Australia Representation.....	26
Finance Report .....	27-34
Strategic Plan.....	35
2018 Snapshot.....	36

## 2019 SCHOOL SPORT WA ANNUAL GENERAL MEETING AGENDA

**Date: Wednesday 27 March 2019**

**Time: 4.30pm**

**Venue: Alexander Park Tennis Club**

1. Attendance and Apologies
2. Adoption of 2018 AGM Minutes
3. President's Address
4. Manager's Report
5. Annual Financial Report and Balance Sheet
6. Election of Office Bearers
  - a. Treasurer
  - b. Secondary Vice President
  - c. Primary Management Committee members [3 positions]
  - d. Secondary Management Committee members [2 positions]
7. Election of Sport Coordinators

SECONDARY	PRIMARY
Para Sports	Australian Rules Football
Australian Rules Football Girls	Basketball
Badminton	Cross Country
Baseball	Equestrian
Equestrian	Rugby League
Football (Soccer)	Swimming
Golf	
Hockey Boys	
Rugby League	
Track & Field	
Water Polo	

8. Auditor Appointment
9. General Business
10. Refreshments

## 2018 SCHOOL SPORT WA ANNUAL GENERAL MEETING MINUTES

**Date: Friday 23 March 2018**  
**Time: 4.30pm**  
**Venue: Alexander Park Tennis Club**

	ITEMS	MINUTES
1.	<b>Attendance:</b>	Alby Nuich, Lorraine Feddema, Peter Sinclair, Sue Thomson, Tony Carvajal, Marion Burt, John Lawniczak, Ian Dignon, Narelle Scott, Murray Farr, Peter Della-Vedova, Alex McLennan, Kelvin Browner, Wayne Baseden, Justin Burt, Jenny Pendlebury, Robyn Brierley, Geoff Hayes, Ros Fisher, Mike Zyrucha, Graeme Hadley, Daryl Mansfield, Mike Wrenn, Peter Rickers, Peter Smith
	<b>Apologies:</b>	Norm Gratte, Lynda Merritt, Paul Latham, Kerry Leggett, Jeff Scott, Andrea Rundle, Sasha Underhill - Pomeroy
2.	<b>Adoption of 2017 AGM Minutes</b>	<b>Motion:</b> The minutes are a true and accurate record <b>Moved:</b> Alby Nuich <b>Seconded:</b> Lorraine Feddema <b>CARRIED</b>
3.	<b>President's Address</b>	President's Report is in the Annual Report; questions were invited from the floor. Peter Rickers thanked all in attendance for their efforts in supporting School Sport WA.
4.	<b>Manager's Report</b>	Manager's Report is in the Annual Report. Peter Smith highlighted the success of PSG and advised that it is the last one that will be held in its current format. Peter acknowledged the work of the SSWA office staff. Peter advised that Zoe Prue is currently on LWOP and may not be returning to SSWA, he thanked Zoe for all of her work over the last 12 years.
5.	<b>Annual Financial Report and Balance Sheet</b>	<p>Auditors Report was presented and the Treasurer advised the meeting of a number of points:</p> <ol style="list-style-type: none"> <li>1. SSWA has employed a second Finance Officer.</li> <li>2. Each student attending PSG was subsidised \$100 of their \$500 event levy, costing SSWA approx. \$35 000</li> <li>3. SSWA will be leasing a second vehicle</li> <li>4. School Sport Australia has increased their Annual Affiliation Fees, the impact of this on SSWA is an increase of approx. \$30 000 per year. This increase will be passed onto athletes for the upcoming sports. A letter will be sent to DoE requesting a review of the current grant with an increase to cover the additional fees.</li> <li>5. Advised that DoE have written to SSWA indicating that the next grant will be reduced by 20 % the organisation will use the upcoming year to investigate ways to accommodate this reduction.</li> </ol> <p>The Treasurer thanked Christine Sheen and Tania Hardie for their efforts in having the books ready for the Auditor.</p> <p><b>Motion:</b> The financial report be accepted <b>Moved:</b> Alex McLennan     <b>Seconded:</b> Kelvin Browner                     <b>CARRIED</b></p>
6.	<b>Election of Office Bearers</b>	<p><b><u>President</u></b> Nominee: Peter Rickers Successful Applicant: Peter Rickers</p> <p><b><u>Primary Vice President</u></b> Nominee: Alex McLennan Successful Applicant: Alex McLennan</p> <p><b><u>Secondary Management Committee</u></b> members [3 positions] Nominees: Ian Dignon, Andrew Mellor, Geoff Hayes, Nathan Trengove, Justin Burt Successful Applicants: Ian Dignon, Geoff Hayes, Justin Burt</p> <p><b><u>Primary Management Committee</u></b> members [2 positions] Nominees: Lorraine Feddema, Narelle Scott, Daryl Mansfield Successful Applicants: Narelle Scott, Daryl Mansfield</p>

7.	<b>Election of Sport Coordinators</b>	<b>SECONDARY</b>		<b>PRIMARY</b>	
		AFL Boys	Justin Burt	Cricket	
		AFL Girls	Geoff Hayes	Football	Tony Carvajal
		Badminton		Golf	Sue Thomson
		Baseball		Handball	Mike Zyrucha
		Basketball	Nathan Trengove	Hockey	Keith Harper
		Cricket	Peter Green	Netball	Marion Burt
		Cross Country	Mike Wrenn	Triathlon	
		Hockey Girls	Allyce Sewell		
		Netball	Lauren McCaig		
		Softball	Scott Sullivan		
		Surfing	Scott Cameron		
		Swimming			
		Touch Football	Trevor Twose		
Triathlon	Ian Dignon				
<b>Motion:</b> The above nominees are accepted and appointed for their nominated Sport Coordinator positions <b>CARRIED</b>					
8.	<b>Auditor Appointment</b>	<b>Motion:</b> Approval to appoint Julia Chilvers from Jasmaq as the auditor for 2018 <b>Moved:</b> Wayne Baseden <b>Seconded:</b> Alby Nuich <b>CARRIED</b>			
9.	<b>General Business</b>	<b>Constitution</b> – Peter Smith advised that SSWA is in the process of updating the SSWA Constitution to bring in it in line with new Associations Act. <b>Acknowledgements</b> – Peter Rickers acknowledged the efforts of the outgoing Management members thanking Alby Nuich, Lorraine Feddema and Peter Della-Vedova for their contributions. <b>Life Membership</b> – Ros Fisher was presented with SSWA Life Membership			
10	<b>Refreshments</b>	Peter Rickers thanked everyone for their attendance at the meeting. Meeting closed at : 5.27pm			

Signed as a true and correct record:



(President)

Date: March 2018



## 2018 SSWA MANAGEMENT COMMITTEE & SPORT COORDINATORS

### 2018 SSWA MANAGEMENT COMMITTEE

Position	Elected representative	Date Elected (2 yr term)
President	Peter Rickers	April 2018
Secondary Vice President	Kelvin Browner	April 2017
Primary Vice President	Alex McLennan	April 2018
Treasurer	Wayne Baseden	April 2017
Manager School Sport	Peter Smith	
Executive Officer	Robyn Brierley	
Executive Officer	Lynda Merritt	
<b>SECONDARY</b>		
Secondary Chair	Kelvin Browner	April 2017
Secondary Representative	Aric Foreman	April 2017
Secondary Representative	Justin Burt	March 2018
Secondary Representative	Andrea Rundle	April 2017
Secondary Representative	Ian Dignon	March 2018
Secondary Representative	Geoff Hayes	March 2018
<b>PRIMARY</b>		
Primary Chair	Alex McLennan	March 2018
Primary Representative	Clayton Bird	April 2017
Primary Representative	John Lawniczak	April 2017
Primary Representative	Daryl Mansfield	March 2018
Primary Representative	Narelle Scott	March 2018
Primary Representative	Lorraine Feddema	April 2018 (1yr)
<b>REGIONAL REPRESENTATIVES</b>		
South Coast	Kylee Coonan	
South East	Andrew Mellor	
North Coast	Sasha Underhill - Pomeroy	
North East		
South West	Allyce Bachos	

## 2018 SSWA MANAGEMENT COMMITTEE & SPORT COORDINATORS

### 2018 SPORT COORDINATORS

Secondary Sport	Elected representative		Date Elected ( 2 yr term)
Australian Rules Football Boys	Justin	Burt	March 2018
Australian Rules Football Girls	Geoff	Hayes	March 2018
Baseball	Graham	Johnson	March 2018
Basketball	Nathan	Trengove	March 2018
Cricket	Peter	Green	March 2018
Cross Country	Mike	Wrenn	March 2018
Disabled Sports	Lorraine	Feddema	April 2017
Equestrian	Jennine	Thomasson	April 2017
Football (Soccer)	Richard	De Fraine	April 2017
Golf	Sue	Thomson	April 2017
Hockey Boys	Andrew	Mellor	April 2017
Hockey Girls	Allyce	Bachos	March 2018
Netball	Lauren	McCaig	March 2018
Orienteering	Steve	Fletcher	April 2017
Softball	Scott	Sullivan	March 2018
Surfing	Scott	Cameron	March 2018
Swimming	Fiona	Haigh	August 2018
Tennis	Andrea	Rundle	April 2017
Touch Football	Trevor	Twose	March 2018
Track & Field	Sasha	Underhill-Pomeroy	April 2017
Triathlon	Ian	Dignon	March 2018
Volleyball	Carly	Walters	Nov 2017
Water Polo	Gemma	Hadley	March 2017
Primary Sport	Elected representative		Date Elected (2 yr term)
Australian Rules Football	Matt	Baseden	April 2017
Basketball	Alex	McLennan	April 2017
Cricket	Clayton	Bird	March 2018
Cross Country	Peter	Della-Vedova	April 2017
Equestrian	Jennine	Thomasson	April 2017
Football (Soccer)	Tony	Carvajal	March 2018
Golf	Susan	Thomson	April 2017
Handball	Mike	Zyrucha	March 2018
Hockey	Keith	Harper	March 2018
Netball	Marion	Burt	March 2018
Rugby League	Louise	Smith	April 2017
Swimming	John	Lawniczak	April 2017
Table Tennis	John	Lawniczak	April 2017
Tennis	Alison	Kirk	April 2017
Touch	Debbie	Quan	April 2017
Triathlon	Peter	Della - Vedova	March 2018

## 2018 PRESIDENT'S REPORT

The AGM will mark the 3<sup>rd</sup> anniversary of the commencement of my role as President of SSWA and it has once again given me great pride to represent you all at various forums and events. Domestically 2018 saw approximately 90,000 students accessing our Champion School's events in 20 different sports involving both Primary and Secondary school students. These students were supervised, coached and mentored by over 6000 volunteer teachers. At the Interstate level 719 students attended National Championships covering the length and breadth of Australia, these students were coached and managed by over 100 wonderful, passionate and professional staff. We will continue to strive toward our mission of "Providing Quality Sporting Opportunities to students in Western Australian schools". Thank you to you all for playing your part in helping us to achieve that ambition.

### **The Interstate Scene:**

SSWA hosted three National Championships this year and as usual the feedback from the visiting states and territories was very positive. As I have mentioned previously we pride ourselves on conducting first class championships here in Western Australia and the staff involved should be proud of their efforts on our behalf.

In May the School Sport Australia (S.S.A.) Water Polo 17 Years event was hosted at HBF Stadium in Perth, this event was convened by Lynda Merritt with championship Director Leanne Rushforth. The National S.S.A. Diving Championships were also held at HBF Stadium in Perth during September being convened and directed by Peter Smith. Our third hosting was the S.S.A. Cricket 12 years and under convened by Robyn Brierley and the Championship Director being Jason Reid. Our thanks go to the Convenors and Championship Directors for the professionalism and passion they bring to these events on our behalf.

I felt that 2018 was going to be a difficult year to eclipse in terms of our on field success, however, we have once again performed well given the obvious disadvantage of our small population compared to a number of other states. Silver medals were secured by three very good teams this year. The U/16 Boys Football who played in Shepparton, Victoria, the 16's Boys Hockey on the Gold Coast, Queensland and finally the 15's Boys Rugby League playing in Mackay, Queensland all came home with a silver medal as a measure of their abilities. Individually Jed Hagan earned the Championship Medal at the 15's Boys Australian Football Championships held in Adelaide. Congratulations, not only to all the medal winners but to all students and staff selected to represent Western Australia in both individual and team events. (Please see the main report for the full round up of results)

### **Locally:**

The Senior High Schools Country Week (S.H.S.C.W.) and its smaller cousin the District High Schools Country Week (D.H.S.C.W.) carnivals continue to provide sporting and cultural opportunities for our more remote students and staff. They are flagship events on the SSWA calendar and have been for more than 90 years in regards to the S.H.S.C.W. There were 3,600 students involved in the SHSCW managed by 400 staff and 900 students in the DHSCW wonderfully looked after by 100 staff. How wonderful it is to see schools coming from as far afield as Derby and Christmas Island taking part in a week of sporting and cultural activities.

### **Conclusion:**

One of the challenges our association is faced with continues to be the attraction of young enthusiastic volunteer teachers into our Champion Schools and Interstate programs. I would encourage all previous volunteers to help bring one new face into your organisation this year as we continue the search for able successors in the conduct of both Champion Schools and Interstate events.

On behalf of the board of School Sport W.A. I would like to sincerely thank the S.S.W.A. office staff consisting of Robyn Brierley, Lynda Merritt, Christine Sheen, Sally Foote, Tania Hardie and Michelle Russell who, very ably led by Peter Smith, have done a wonderful job of conducting business for the last twelve months. My thanks also go to my fellow board members who have willingly given their time for the benefit of students within our schools. I would like to wish Emily Taylor all the best for the future after giving 5 years' service to SSWA.

I look forward with enthusiasm to the continued growth of our association into 2019 and beyond. We continue to expand the number of students accessing our competitions and therefore the number of enthusiastic volunteers who look after them. Thank you to all of you who have contributed in some way to the provision of quality sporting opportunities for Western Australian school children.

PETER RICKERS  
PRESIDENT, SCHOOL SPORT WA



## **2018 SCHOOL SPORT MANAGER'S REPORT**

School Sport WA has had another exceptional year. Over 720 students have been selected to represent their state in School Sport Australia[SSA] Championships throughout Australia. 17 of the 39 teams that participated in the SSA Championships returned with medals. 32 students were selected in All Australian teams during the year. SSWA appointed more than 130 team officials to select, prepare and travel with our teams to these Championships.

SSWA hosted three School Sport Australia National Championships in 2018. In May the SSA Water Polo 17 Years event was hosted at HBF Stadium. The National SSA Diving Championships were also held at HBF Stadium in September and the SSA Cricket 12 years and under Championships were conducted in Bunbury in December. Thank you to all of the Convenors and Championship Directors for their work in ensuring the success of the championships. All of the championships were extremely successful and showcased our wonderful state and our expertise in hosting National Championships.

Our Champion Schools program continues to grow under the direction of our sport coordinators. Many thousands of students from more than 600 schools are participating in our programs.

SSWA takes this opportunity to thank all students, teachers and key delivery agents who assisted in any way with the presentation of School Sport WA in 2018. Special thanks to the management committee, the sport coordinators and their committees for their untiring voluntary efforts.

SSWA will commence negotiations with the Education Department in 2019 for a new funding agreement to commence on July 1st. It is hoped that a 5-year agreement can be put in place to fund SSWA through until 2024.

I would like to thank the diligent SSWA office staff - Robyn Brierley, Lynda Merritt, Christine Sheen, Sally Foot, Emily Taylor, Tahlia Fewster, Michelle Russell and Tania Hardie for their outstanding commitment throughout the year.

PETER SMITH  
MANAGER, SCHOOL SPORT

## **2018 SECONDARY MANAGEMENT COMMITTEE REPORT**

Following on from the tireless work of our volunteers in 2017, the level of commitment from the many teachers and non-teachers that filled roles with our Interstate teams throughout 2018 was impressive once again. Their dedication to the students from schools across our state ensured that our SSWA teams were well prepared, well presented, well coached and committed to their sports.

The work of these volunteers does not go unnoticed, and I am sure that parents of students across all Educational sectors in Western Australia are very appreciative for the opportunities afforded their children.

On an Intra-state level, the participation of students within our own Champion Schools and interschool competitions has continued to be strong. Student participation in our programs does not just happen. It is a direct result of the hard work put in by teachers across the state to coach and manage these teams in their own time after school, and I would like to extend my thanks and congratulations to the teachers involved. Your dedication to enriching the sporting lives of your students is truly noteworthy.

Thanks must also go to the hard-working staff in the School Sport Office under the astute guidance of Peter Smith, Robyn Brierley and Lynda Merritt for coordinating the seemingly endless events covering Primary sport, Secondary sport, Country Week, District High Country Week, National Championships (both at home and away) and International tour participation. Without their tireless work, the students of Western Australia would be lacking in quality sporting opportunities.

It was my pleasure during 2018 to officiate at the opening and closing ceremonies for both Country Week and District High Schools Country week. The turnout of students from schools across our vast state and from island areas such as Christmas Island shows that the level of commitment from our teachers is not just confined to the metropolitan area. Congratulations to every staff member and student and parent who undertook the many hours of fundraising, travel and practice to make sure that these Country Week events were a success and a highlight of the sporting calendar for School Sport WA and the Department of Education.

Involvement in sporting pursuits provides students not only with outlets to cater for physical and mental health in a structured environment, but also with social and emotional experiences that will remain with them for life. As teachers of Western Australian students, you are at the forefront of providing these opportunities.

On behalf of School Sport WA, I thank you for your dedication to the cause and congratulate you for the results that you and your students achieved throughout 2018.

KELVIN BROWNER  
SECONDARY VICE PRESIDENT

## 2018 PRIMARY MANAGEMENT COMMITTEE REPORT

2018 was my first year as the Primary Vice President and I'd like to thank the SSWA office for their expertise and commitment to running all the interschool programs, in particular the Primary competitions. Their support and guidance of the Primary Sport Coordinators who are often at the coal face of these competitions is very much appreciated.

Thank you also to the Sport Coordinators who do an amazing job in running a number of these Primary events or are being the dedicated links between School Sport WA and the State Sporting Organisation. Your commitment to your sport is very much valued as without your efforts our organisation would not continue to flourish to the extent that it is in the Primary sector.

2018 saw the introduction of the "Most Active Primary School" Award which acknowledged the school that participated in the most events run by School Sport WA. Congratulations to Rosalie PS who were our inaugural winners.

Further development of our Primary School Ambassador Program, aimed at establishing a contact in each sports cell, was well on the way to being achieved in 2018. The vision is to have one person who we can disseminate information about our programs to all schools as well as promoting our interstate trials and the opportunities that arise for teachers in our interstate program.

In 2018 two sports held their inaugural competitions. Softball and Futsal carnivals were run very successfully and we look forward to them running again in 2019. The amount of opportunities Primary aged students have available to them is fantastic and it's great to see many schools taking advantage of these opportunities by coming along to our carnivals. This is also as a consequence of the hard work being done by our Sport Coordinators in promoting their sport.

School Sport WA hosted the School Sport Australia National 12 Years and Under Cricket carnival down in Bunbury. From all reports it was an outstanding success. Congratulations to those involved with the smooth running of this event. School Sport WA has a very good reputation for organising quality national events which is due to the people who run them.

Your Primary Management committee, represented by Clayton Bird, Narelle Scott, Lorraine Feddema, John Lawniczak and Daryl Mansfield, continue to be a strong voice and advocate for Primary sport and I thank them for their efforts.

ALEX MCLENNAN  
PRIMARY VICE PRESIDENT –



## 2018 SECONDARY CHAMPION SCHOOLS RESULTS

McMAHON SHIELD	
1 <sup>st</sup>	Willetton Senior High School
2 <sup>nd</sup>	Shenton College
MCMAHON SHIELD TIER 2	
1 <sup>st</sup>	John Forrest SC
2 <sup>nd</sup>	Warwick SHS

SPORT	TEAMS / SCHOOLS	DIVISION	RESULT	SPORT COORDINATOR
<b>AFL (BOYS)</b>	145 teams	Cable	CBC Fremantle	Justin Burt John Forrest SC
		Jakovich	Churchlands SHS	
		Walker	Bunbury SHS	
		Eagles Schoolboys Cup	Sacred Heart College	
<b>AFL (GIRLS)</b>	64 teams	Moore	Mater Dei College	Geoff Hayes John Tonkin College
		White	Clontarf	
		Vanderwiede	Pinjarra SHS	
<b>BADMINTON</b>	275 Teams	Open Boys	Canning Vale College	
		Open Girls	St Stephens School Carramar	
		Senior Boys	Rossmoyne SHS	
		Senior Girls	Rossmoyne SHS	
		Junior Boys	Canning Vale College	
		Junior Girls	All Saints College /Applecross SHS	
<b>BASEBALL</b>		Open	Not Held	Graham Johnson
		Year 7-9	Not Held	
<b>BASKETBALL</b>	144 Junior 129 Senior teams	Senior Boys	Willetton SHS	Nathan Trengove Warwick SHS
		Senior Girls	Kennedy Baptist College	
		Snr All Schools Boys	Churchlands SHS	
		Snr All Schools Girls	Mandurah Catholic College	
		Junior Boys	Willetton SHS	
		Junior Girls	Willetton SHS	
<b>CRICKET</b>	104 teams	Kim Hughes Shield	John Forrest SC	Peter Green Ballajura CC
		Graeme Wood Shield	St Marks ACS	
<b>CROSS COUNTRY</b>	1779 individuals	Overall	Sacred Heart College	Mike Wrenn
		Boys	Sacred Heart College	
		Girls	St Marys ASG	
<b>DIVING</b>	71		Shenton College	Diving WA
<b>EQUESTRIAN</b>	83 Individuals		Swan Christian College	Jennine Thomason Catholic Ag College Bindoon
<b>FOOTBALL (SOCCER)</b>	305 teams	Senior Boys	John Curtin CoA	Richard De Fraine Ballajura CC
		Senior Girls	John Curtin CoA	
		Intermediate Boys	Safety Bay SHS	
		Junior Boys	Woodvale SC	
		Junior Girls	John Curtin CoA	
		Junior Girls Shield	Mercy College	
		Junior Boys Shield	Ashdale SC	
		Senior Girls Shield	Balga SHS	
Senior Boys Shield	Lynwood SHS Wesley College			
<b>GOLF</b>	34 Teams 113 students	Champion School	Kingsway Christian College	Sue Thomson Kelmescott SHS
<b>HOCKEY (BOYS)</b>	12 Teams 17 Teams	David Bell Cup	Como SC	Andrew Mellor Como SC
		Ross Meadows Shield	Shenton College	
<b>HOCKEY (GIRLS)</b>	14 Teams	Buchanan Cup	Bunbury SHS	Allyce Sewell Manjimup SHS
<b>NETBALL</b>	291 teams	Open Girls	Bunbury Cathedral Grammar	Lauren McCaig Gilmore College
		Middle Girls	Nagle Catholic College	
	24 boys teams	Lower Girls	Belridge SHS	
		Open Boys	Ursula Frayne Catholic College	
<b>ORIENTEERING</b>	524 Individuals	Champion School	La Salle College	Anthea Fever Christchurch GS

## 2018 SECONDARY CHAMPION SCHOOLS RESULTS

<b>RUGBY LEAGUE</b>	53 Teams	Open	9/side: Thornlie SHS	Isaac Thomas Rockingham SHS
		Year 10	Rockingham SHS	
		Year 9	Butler College	
		Girls Tackle	Atwell College	
		Year 8	Struddys Cup: Atwell College Specialist Schools: Rockingham SHS	
	Year 7	Butler College		
<b>SOFTBALL</b>	4	Open Girls	Southern River College	Scott Sullivan Cloverdale PS
<b>SQUASH</b>	29 Teams	Div 1 Boys	Kennedy Baptist College	Squash WA
		Div 2 Boys	Shenton College	
		Div 1 Girls	Kennedy Baptist College	
		Div 2 Girls	Shenton College	
<b>SURFING &amp; Body Boarding</b>	49 schools 346 teams	Overall	Margaret River SHS	Surfing WA
		Senior Boys Surfing	Margaret River SHS	
		Senior Girls Surfing	SIDE	
		Junior Boys Surfing	Margaret River SHS	
		Junior Girls Surfing	Margaret River SHS	
		Senior Boys Body boarding	Duncraig SHS	
		Senior Girls Body boarding	Ocean Reef SHS	
		Junior Boys Body boarding	Mandurah Catholic College	
Junior Girls Body boarding	Nagle Catholic College			
<b>SWIMMING</b>	39 schools	<i>See below</i>		SSWA
<b>TENNIS</b>	Metro - 129 Country -58	<b>Metro</b>		Andrea Rundle Katanning SHS
		Slazenger Girls	Applecross SHS	
		Slazenger Boys	Christ Church GS	
		Mursell Girls		
		Mursell Boys		
		Herbert Edwards Girls	Applecross SHS	
		Herbert Edwards Boys	Applecross SHS	
		<b>Country</b>		
		Herbert Edwards Boys	Georgiana Molloy AS	
		Herbert Edwards Girls	St Mary Mackillop	
		Mursell Boys	Bunbury Catholic College	
Mursell Girls	Bunbury Catholic College			
<b>TOUCH FOOTBALL</b>	Open - 67 Lower - 41	Open Boys	Aranmore SHS	Trevor Twose Lakeland SHS
		Open Girls	Aranmore SHS	
		Yr 7-9 Girls	Aranmore SHS	
		Yr 7-9 Boys	Aranmore SHS	
<b>TRACK &amp; FIELD</b>	64 schools	<i>See below</i>		Sasha Underhiil - Pomeroy Churchlands SHS

## 2018 SECONDARY CHAMPION SCHOOLS RESULTS

		Individual Event					
<b>TRIATHLON</b>	263 individuals 222 teams	Junior Girls	Sacred Heart College	Stuart Denton Duncraig SHS			
		Junior Boys	Christ Church Grammar School				
		Intermediate Girls	St Hilda's ASG				
		Intermediate Boys	Perth Modern School				
		Senior Girls	Corpus Christi College				
		Senior Boys	St Marks ACS				
		Novice Girls Open	St Mary's AGS				
		Novice Boys Open	Corpus Christi College				
		Champion School	Duncraig SHS				
		Team Event					
		Yr 7 Girls	Shenton College				
		Yr 7 Boys	Frederick Irwin AS				
		Yr 8 Girls	Guildford Grammar School				
		Yr 8 Boys	Frederick Irwin AS				
		Yr 9 Girls	St Marks ACS				
		Yr 9 Boys	Swan Christian College				
		Yr 10 Girls	Duncraig SHS				
		Yr 10 Boys	All Saints College				
		Yr 11 Girls	Mandurah Baptist College				
Yr 11 Boys	Shenton College						
Champion School	Duncraig SHS						
<b>VOLLEYBALL</b>	131 teams	Junior Boys	A Div Black- All Saints B Div Black- Willetton A Div Gold- Gilmore B Div Gold- Greenwood 8D C Div Gold- Carmel	Carly Walters			
		Junior Girls	A Div Gold- Greenwood 9A B Div Gold- Greenwood 8D C Div Gold- Carmel A Div Black- Melville B Div Black- Mandurah CC				
		Senior Boys	Warwick A Div – Carmel Warwick B Div – Gilmore Warwick C Div – Ballajura Warwick D Div – Belridge Bendat A Div – St Stephens Bendat B Div – Sevenoaks Bendat C Div – Halls Head				
		Senior Girls	Warwick A Div – Gilmore Warwick B Div – Greenwood 3 Warwick C Div – Belridge Bendat A Div – St Stephens Bendat B Div – St Stephens Bendat C Div – Halls Head				
<b>WATER POLO</b>	27 teams	Junior Boys	CBC Fremantle	Gemma Hadley Floreat PS			
		Junior Girls	John XXIII College				
		Senior Boys	No competition				
		Senior Girls	No competition				
<b>YACHTING</b>	7 schools 84 Participants	Team	Scotch College	Geoff Hayes John Tonkin College			

### CROSS COUNTRY

Boys Overall		Girls Overall		Overall Champion Schools	
<b>1</b>	Sacred Heart College	<b>1</b>	St Mary's Anglican Girls School	<b>1</b>	Sacred Heart College
<b>2</b>	CBC Fremantle	<b>2</b>	Presbyterian Ladies College	<b>2</b>	John XXIII College
<b>3</b>	John XXIII College	<b>3</b>	Methodist Ladies' College	<b>3</b>	St Stephens School, Duncraig

## 2018 SECONDARY CHAMPION SCHOOLS RESULTS

### TRACK & FIELD

Division A		Division B		Division C		Division D		Division E	
Churchlands	1546	Duncraig	1530	Mt Lawley	1382	Byford	2138	Eastern Hills	1762
Carine SHS	1368	Shenton	1504	Greenwood	1352	Ashdale SC	1409	Bullsbrook	1505
Rossmoyne	1353	Darling Rge	1383	John Forrest	1312	Thornlie	1345	Kent St	1395
Willetton	1266	Woodvale	1367	Gov Stirling	1270	Warwick	1336	Butler	1394
Kelmscott	1265	Leeming	1228	Hampton	1222	Morley	1143	Baldivis	1375
Melville SHS	1171	Applecross	1118	Canning Vale	1219	Ballajura	1141	Lynwood	1157
John Curtin	1140	Atwell	1074	Como	1178	Comet Bay	1126	Dianella	1080
Perth Mod	1116	Lesmurdie	1069	Wanneroo	1152	Northam	668	Gilmore	984
Ellenbrook	1106	Belridge	1047	Ocean Reef	1130	Lakeland	661	Eastern Hills	1762

Division F		7 - 10 Black		7 - 10 Gold	
Joseph Banks	1865	Cannington	1065	Kinross Col	1374
Fremantle *	1817	Moore Districts	995	Kalamunda	1203
Safety Bay	1612	Balga SHS	855	Belmont	970
SDA School	1171	Harrisdale	855	Cecil Andrews	797
John Tonkin	1171	Clarkson	798	Warnbro	727
Yanchep	1128	International School	669	Southern River	701
Balcatta	914	Aveley Sec College	395		

### SECONDARY SWIMMING

Division A		Division B		Division C		Division D		Division E		Division F	
Shenton	1028	Willetton	1027	Ocean Reef	823	Joseph Banks	759	Fremantle	914	Bullsbrook	757
Churchlands	900	John Curtin	881	Kalamunda	676	Butler	659	Lynwood	756	Kinross	746
Applecross	707	Mt Lawley	812	Greenwood	561	Kelmscott	650	Hampton	609	Belmont	699
Carine	689	Darling Range	685	Lesmurdie	545	Gov Stirling	563	Wanneroo	525	Lakeland	416
Rossmoyne	506	Como	484	Kent St	429	Ballajura	490	Warnbro	493	Yanchep	338
Perth Modern	480	Comet Bay	437	Baldivis	365	Warwick	456				
Duncraig	421	Woodvale	382	John Forrest	304						
Melville	321	Leeming	318								



## 2018 PRIMARY CHAMPION SCHOOLS RESULTS

### MOST ACTIVE PRIMARY SCHOOL AWARD

1st	Rosalie Primary School
2nd	Hocking Primary School
3rd	Riverton Primary School

SPORT	TEAMS/ SCHOOLS	DIVISION	RESULT	SPORT COORDINATOR
<b>AFL</b>	274	Eagles Cup	NA	Matt Baseden
	176	Dockers Cup (Girls)	NA	
<b>BASKETBALL</b>	236 Teams	Girls Champion School	Aranmore Catholic College	Alex McLennan Camboon PS
		Boys Champion School	Sutherland Dianella PS	
<b>CROSS COUNTRY</b>	1739 individuals	<i>See below</i>		Peter Della-Vedova
<b>DIVING</b>	12 Schools 52 Individuals	Overall	Davallia Primary School	SSWA Office
<b>EQUESTRIAN</b>	17 Individuals	-	-	Jennine Thomason Catholic Ag College Bindoon
<b>FOOTBALL (SOCCER)</b>	24 teams (girls) 30 teams (open)	Northern Region – Open	Connolly PS	Tony Carvajal Banksia Park PS
		Northern Region – Girls	Connolly PS	
		Southern Region – Open	Coogee PSS	
		Southern Region – Girls	Harmony PS	
		Eastern Region – Open	Trinity College	
		Eastern Region – Girls	Riverton PS	
		Peel Region – Open	South Coast Baptist Coll	
		Peel Region – Girls	South Coast Baptist Coll	
		Overall State Champion Open	South Coast Baptist A	
		Overall State Champion Girls	Riverton PS	
<b>FUTSAL (INAUGURAL SEASON)</b>	24 teams	Southern Region	Phoenix PS	
		Northern Region	South Coast Baptist	
		Girls State Championships	Rosalie PS	
		Boys State Championships	South Coast Baptist	
<b>GOLF</b>	73 students	Stableford Modified Stroke Play	Manning PS Cottesloe PS	Sue Thomson Kelmscott SHS
<b>HANDBALL</b>	22 Teams	Girls	Hocking PS	Mike Zyrucha
		Boys	North Woodvale PS	
<b>HOCKEY</b>	11 teams	Mixed – North	Rosalie PS	Keith Harper Parkwood PS
		Mixed - South	Great Southern Grammar	
<b>NETBALL</b>	102 schools	West Coast Fever Cup	NA	Marion Burt Samson PS
<b>ORIENTEERING</b>	337 Individuals	Champion School	St Brigids PS PS	Anthea Fever Christ Church GS
<b>RUGBY LEAGUE</b>	225 Teams	Champ School - Tag Champ Boys - Tackle Champ Girls - Tackle	Meadow Springs PS Meadow Springs PS St Damiens PS	Louise Smith Kapinara PS
<b>SWIMMING</b>	10 schools	<i>See below</i>		John Lawniczak West Greenwood PS
<b>TABLE TENNIS</b>	Results Unavailable			John Lawniczak West Greenwood PS
<b>TENNIS</b>	Metro - 31	Metro Boys Metro Girls	North Cottesloe PS St Marys ACS	Alison Kirk Geographe PS
	Country - 38	Academy Plate	South Bunbury PS	
<b>TOUCH</b>	Teams	Brookman PS	Participation Carnivals	Debbie Quan Brookman PS
<b>TRIATHLON</b>	130 Teams	Champion School	ST Marks ACS	Peter Della Vedova

## 2018 PRIMARY CHAMPION SCHOOLS RESULTS

### CROSS COUNTRY

Boys Overall		Girls Overall		Overall Champion Schools	
1	Padbury Catholic PS	1	St Hilda's Anglican School for Girls	1	Peter Moyes ACS
2	Beaumaris Primary School	2	Peter Moyes Anglican Community School	2	Padbury Catholic PS
3	Peter Moyes ACS	3	Whitford Catholic Primary School	3	Whitford Catholic PS
4	South Perth Primary School	4	Presbyterian Ladies College	4	Beaumaris Primary School
5	Whitford Catholic Primary School	5	Methodist Ladies' College	5	South Perth Primary School

### SWIMMING

A Division			B Division		
1	Subiaco	529	1	Coolbinia	461
2	Floreat	453	2	Mt Lawley	353
3	Wembley	435	3	Como	342
4	Carine	341	4	Sorrento	302
			5	Inglewood	281





## 2018 SOUTH WEST REGION EVENTS

### SWIMMING

PLACE	SCHOOL
1	Bunbury CC
2	Bunbury CGS
3	Bunbury SHS
4	Margaret River
5	Australind
6	Collie
7	Newton Moore

### TRACK & FIELD

PLACE	A DIVISION	B DIVISION
1	Bunbury CC	Collie
2	Bunbury SHS	Busselton
3	Margaret River	Cape Naturaliste
4	Newton Moore	Eaton
5	Australind	Donnybrook
6	Dalyellup	
7	Manjimup	
8	Manea	

### CROSS COUNTRY

PLACE	School
1	Bunbury SHS

### WINTER CARNIVAL

#### AFL FOOTBALL

PLACE	A DIVISION BOYS	B DIVISION BOYS	GIRLS
1	Bunbury SHS	Collie	Bunbury Catholic College
2	Bunbury Cathedral Grammar	Bunbury Cathedral Grammar	Bunbury
3	Australind	Busselton	Australind
4	Manjimup	Cape Naturaliste	Newton Moore
5	Newton Moore	Dalyellup	Margaret River
6	Margaret River		Bunbury Cathedral Grammar
7			Dalyellup

#### SOCCER

PLACE	A DIVISION BOYS	B DIVISION BOYS	A DIVISION GIRLS	B DIVISION GIRLS
1	Bunbury Catholic College	Cape Naturaliste	Bunbury Catholic College	Cape Naturaliste
2	Bunbury	Bunbury Cathedral GS	Margaret River	Manjimup
3	Australind	Eaton	Bunbury	Collie
4	Dalyellup	Manjimup	Australind	Harvey
5	Collie	Busselton		Bunbury Cathedral GS
6	Margaret River	Newton Moore		

#### HOCKEY

PLACE	A DIVISION BOYS	B DIVISION MIXED	A GIRLS
1	Bunbury	Busselton	Bunbury Cathedral GS
2	Bunbury Catholic College	Australind	Bunbury
3	Bunbury Cathedral GS	Margaret River	Bunbury Catholic College
4			
5			

## 2018 SOUTH WEST REGION EVENTS

### WINTER CARNIVAL

#### NETBALL

PLACE	A DIVISION	B DIVISION	C DIVISION
1	Manjimup	Australind	Bunbury Catholic College
2	Cape Naturaliste	Busselton	Donnybrook
3	Bunbury	Cape Naturaliste	Margaret River
4	Bunbury Catholic College	Eaton	Harvey
5	Bunbury Cathedral GS	Harvey	Donnybrook 2
6	Margaret River	Newton Moore	Newton Moore
7	Dalyellup	Collie	Bunbury Cathedral GS #2

#### BASKETBALL

PLACE	A DIVISION BOYS	B DIVISION BOYS	A DIVISION GIRLS	B DIVISION GIRLS
1	Dalyellup	Eaton	Bunbury	Eaton
2	Bunbury Catholic College	Cape Naturaliste	Manjimup	Collie
3	Australind	Bunbury Cathedral GS	Bunbury Catholic College	Cape Naturaliste
4	Bunbury	Manjimup	Collie	Bunbury Cathedral GS
5		Harvey		Australind
6		Newton Moore		Collie

#### TOUCH FOOTBALL

PLACE	DIVISION A
1	Bunbury
2	Cape Naturaliste
3	Australind
4	Bunbury Catholic College
5	Manjimup

#### VOLLEYBALL

PLACE	A DIVISION BOYS	B DIVISION BOYS	A DIVISION GIRLS	B DIVISION GIRLS
1	Busselton	Cape Naturaliste	Margaret River	Australind
2	Margaret River	Donnybrook 1	Bunbury Catholic College	Busselton
3	Bunbury	Australind	Manjimup	Eaton
4	Newton Moore	Manjimup	Dalyellup	Collie
5	Dalyellup	Donnybrook 2	Newton Moore	Cape Naturaliste
6	Bunbury Catholic College	Harvey		Donnybrook
7		Collie		
8		Bunbury Cathedral GS		



## 2018 SCHOOL SPORT AUSTRALIA CHAMPIONSHIPS WA RESULTS

SPORT	OFFICIALS	CAPTAIN	MEDAL WINNER	NATIONAL REPRESENTATIVE	TEAM RESULT
<b>AFL 12yrs</b>	Michael Barton (C) Sam Cavicchio (AC) Scott Minchin (AC) Tim Henry (P) Alex McLennan (TL)	Trent Donovan	n/a	n/a	4 <sup>th</sup>
<b>AFL WA 15yrs Boys</b>	Andrew Ruck (C) Andrew Stephen (AC) Thomas Moscarda (AC) Paul Beecham (TL) Toni Jones (ST) Riley Burke (S&C)	Jed Hagan	Jed Hagan	Jed Hagan Jayden Crane Spencer Trevor Kade Dittmar	3 <sup>rd</sup>
<b>AFL 15yrs Girls</b>	Oliver Beath (C) Jonathon Grullis (AC) Narelle Scott (M) Katrina Harris (ST) Luke Hegney (P) Geoff Hayes (TL) Clint Degebrodt (WAFC)	Abigail Thayer	Abigail Thayer	Abigail Thayer Chloe Riley Bethlyn Pasco Courtney Rowley Gracie Fenton Tara Stribley Charlotte Thomas	4 <sup>th</sup>
<b>BASKETBALL 12yrs Girls</b>	Emma Berryman (C) Jeanette Bell (M) Luke Coburn (AC) Sabrina Fargey(ST) Robyn Brierley (TL)	Monique Williams Eva Cooke	n/a	n/a	3 <sup>rd</sup>
<b>BASKETBALL 12yrs Boys</b>	Paul Bartlett (C) Nathan Trengove (M) Jake Harris (AC) Sabrina Fargey (ST) Robyn Brierley (TL)	Owen Finis Leon Zahos	n/a	n/a	3 <sup>rd</sup>
<b>BASKETBALL 18yrs Girls</b>	Blair Kearsley (C) Nicole Roberts (M) Sabrina Fargey (P) Robyn Brierley (TL)	Isabelle Classon	Sophie Doran	-	4 <sup>th</sup>
<b>BASKETBALL 18yrs Boys</b>	Mike Ellis (C) Seb Salinas (M) Sabrina Fargey (P) Robyn Brierley (TL)	Lucas Goff	Jayden Kelly	Lucas Goff	4 <sup>th</sup>
<b>CRICKET 12yrs Boys #1</b>	Luke Green (C) Stewart Horton (M) Melissa Brokate (TL) Lindsay Flinn (WACA)	Darin Jayaprakassh	n/a	n/a	4 <sup>th</sup>
<b>CRICKET 12yrs Boys #2</b>	Sam Davis (C) Shane Joyce (M) Melissa Brokate (TL) Lindsay Flinn (WACA)	Charlie Henderson			6 <sup>th</sup>
<b>CRICKET 12yrs Girls</b>	Tim Lees (C) Emily Jonston (M) Melissa Brokate (TL) Orazio Santalucia (WACA)	Holly Appleby	n/a	n/a	6 <sup>th</sup>
<b>CRICKET 15yrs Boys</b>	Scott Ogilvie (C) Corey Hugo (A/C) Ian Bycroft (M) Rob Wass (WACA)	Matthew Sculthorpe	Cooper Connolly	Keegan De Koker	9 <sup>th</sup>
<b>CROSS COUNTRY</b>	Chris Walker (TL) Vicki Delves (C/M) Graham Jones (C/M) Leigh Willison (C/M) Shane Joyce (C/M) Jacinta Wright (C/M) Sasha Pomeroy (C/M) Meg Howard (C/M) Kylie Windle (C/M) Shane Ellis (C/M)	MJ Jansen Van Rensburg Isla Hannan	Nadie Godley Cameron Quirk	-	4 <sup>th</sup>
<b>DIVING</b>	Deanne Cummins (C) Emma Lynch (C) Lorraine Feddema (TL)	Jemima Officer Bora Gundem	Zoe Langtry	Hayley Galvin	n/a
<b>FOOTBALL (Soccer) 12yrs Girls</b>	Scott Halpin (C) Vicky Halpin(M) David Mcardle Paddy Rooney (TL)	Isabella Rooney	n/a	n/a	5 <sup>th</sup>
<b>FOOTBALL (Soccer) 12yrs Boys</b>	Tony Carvajal (C) Paul Planken (M) David Mcardle Paddy Rooney (TL)	Daniel Bennie Giovanni De Abreu	n/a	n/a	5 <sup>th</sup>

## 2018 SCHOOL SPORT AUSTRALIA CHAMPIONSHIPS WA RESULTS

SPORT	OFFICIALS	CAPTAIN	MEDAL WINNER	NATIONAL REPRESENTATIVE	TEAM RESULT
<b>FOOTBALL (Soccer) 18yrs Girls</b>	Wayne Baseden (C) Jennifer Porter (M) Jamie Lee Gale(ST) Peter Rickers (TL)	Grace Smith	Jenna Onions	Grace Smith Jenna Onions Meghan Hulsman Asha McClurg	3 <sup>rd</sup>
<b>FOOTBALL (Soccer) 16yrs Boys</b>	Gavin Brown (C) Matt Donlevy(M) Devin Hare (ST) Peter Rickers (TL)	Shephard Chivambe	Andrew Maranta	Jasper Bourchier Andrew Maranta Declan Collins Shaun Mukwevho	2 <sup>nd</sup>
<b>GOLF 17s</b>	Susan Thompson (TL) Billie May (C/M) Adam Smith (C/M)	Paris Rive Jordan Jung	Jordan Jung Ruby Fry	Jordan Jung	B 4 <sup>th</sup> G 5 <sup>th</sup>
<b>HOCKEY 12yrs Girls</b>	Gemma Cowan (C) Tracey Hunt (M) Keith Harper (TL)	Megan McCaffrey	n/a	n/a	3 <sup>rd</sup>
<b>HOCKEY 12yrs Boys</b>	Matt Bottomley (C) John McKnight (M) Keith Harper (TL)	Jonah Pilatti Zedakai Kearnan Charlie Billingham	n/a	n/a	3 <sup>rd</sup>
<b>HOCKEY 16yrs Girls</b>	Shane Jamieson (C) Jenny Pendlebury (M) Luke Everett (ST) Mark Howard (TL)	Brooke Hurst	-	-	5 <sup>th</sup>
<b>HOCKEY 16yrs Boys</b>	Andrew Mellor (C) Cameron Dudfield (M) Luke Everett (ST) Mark Howard (TL)	Campbell Geddes	Cain Evans	Cain Evans Cambell Geddes Sam Ashton Brodee Foster Oliver Higgins	2 <sup>nd</sup>
<b>NETBALL 12yrs</b>	Brianna Barber (C) Kelly Murphy (AC) Marion Burt (M) Siobhan Jones (ST)	Ngamihi Monk	n/a	n/a	5 <sup>th</sup>
<b>NETBALL 15yrs</b>	Sue Gerrard (C) Taryn Smith (AC) Katie Swetman (M) Suzie Giblett (ST)	Keisha Kean	Trinity Rond	Keisha Kean Trinity Rond Ruth Aryang	3 <sup>rd</sup>
<b>RUGBY LEAGUE 12yrs</b>	Nathan Benn (C) Andrew Shepherd (AC) Ashleigh Donkin (M) Matthew Pora (ST)	Josh Whittingham	n/a	n/a	5 <sup>th</sup>
<b>RUGBY LEAGUE 15yrs</b>	Matt Gowland (C) Paul Milhench (M) Karoa Timms (ST)	Luke-David Wells- Talamaivo	Malakai Tuipulotu		2 <sup>nd</sup>
<b>SOFTBALL</b>	Scott Sullivan(C) Stacey Sullivan (AC) Ingrid Smith (M) Karen Sullivan (AC)	Gemma Hooker	Kate Nolan	Kate Nolan	3 <sup>rd</sup>
<b>SWIMMING</b>	Mark Saggars (TL) Megan Saggars (C) Jason Evans (C) Kimberley Hallett (C) Tahlia Burghall (C) Deborah Saffy (C)	Owen Brown Ethan Miles	Brielle Krispyn	n/a	n/a
<b>TENNIS 12yrs</b>	Andrea Rundle (TL) Brad Ladyman (C/M) Alison Kirk(C/M)	Rotating Captains	n/a	n/a	5 <sup>th</sup>

## 2018 SCHOOL SPORT AUSTRALIA CHAMPIONSHIPS WA RESULTS

SPORT	OFFICIALS	CAPTAIN	MEDAL WINNER	NATIONAL REPRESENTATIVE	TEAM RESULT
<b>TENNIS</b> 18yrs	Andrea Rundle (TL) Simon Cockburn (C/M) Alison Kirk (C/M)	Hayley Burton Matthew DeGroot Georgia Tovich	Lexie Weir	Lexie Weir Connor Iaconi Gen Naraya	2 <sup>nd</sup>
<b>TOUCH FOOTBALL</b> 12yrs Girls	Michelle Traynor (C) Andre Gaucci (M) Kaitlin Battel (A/TL) Debbie Quan (TL)	Sarah Major)	n/a	n/a	4 <sup>th</sup>
<b>TOUCH FOOTBALL</b> 12yrs Boys	Mitch Collins (C) Taylah Bowe (M) Kaitlin Battel (A/TL) Debbie Quan (TL)	Jordan Tumoana	n/a	n/a	4 <sup>th</sup>
<b>TOUCH FOOTBALL</b> 15yrs Girls	Jenaya Paul (C) Amanda Lansbury (M) Kaitlin Battel (A/TL) Debbie Quan (TL)	Nicole Leddington	Nicole Leddington	n/a	4 <sup>th</sup>
<b>TOUCH FOOTBALL</b> 15yrs Boys	Arphirak Paul (C) Kerrod Hignett (M) Kaitlin Battel (A/TL) Debbie Quan (TL)	Austin Anderson	Austin Anderson	n/a	3 <sup>rd</sup>
<b>TRIATHLON</b>	Stuart Durham (C) Chloe Escott (M) Helen King (C) Kylie Windle (M) Andrew Boxsell (TL)	Jasmine Greaves Alec Davison	Jasmine Greaves Reece Harris	n/a	2 <sup>nd</sup>
<b>VOLLEYBALL</b> Girls	Dixie Hyatt (C) Gareth Whitehead (M) Lorraine Feddema (TL)	Aurora Burling	Alysha Ely Shona Howie	Monique Agron	3 <sup>rd</sup>
<b>VOLLEYBALL</b> Boys	Matt Murphy (C) Justin Burt (M) Lorraine Feddema (TL)	Sebastian Baird	Oscar Love	-	6 <sup>th</sup>
<b>WATER POLO</b> Boys	Scott Chrystal (C) Simon Lawson (M)	Sam Rowbottam	Sam Rowbottam	Sam Rowbottam Lachlan Emmanuel Oliver Sheldrick	2 <sup>nd</sup>
<b>WATER POLO</b> Girls	Gemma Hadley (C) Anne Sergeant (M)	Glenda Morgan	Glenda Morgan	Glenda Morgan Lucinda Marsh	3 <sup>rd</sup>

(C) Coach, (AC) Asst. Coach, (C/M) Coach/Manager, (M) Manager, (TL) Tour Leader, (CL) Contingent Leader (T) Trainer, Physiotherapist (P) All – Australian Shadow Player (S) All – Australian Reserve Player (R)



# 2018 SENIOR HIGH SCHOOL COUNTRY WEEK RESULTS

## TIER 1 CHAMPION SCHOOL

<b>1ST PLACE</b>	Bunbury SHS	576
<b>2ND PLACE</b>	Albany SHS	559
<b>3RD PLACE</b>	Manea SC	538

## TIER 2 CHAMPION SCHOOL

<b>1<sup>ST</sup> PLACE</b>	Margaret River SHS	365
<b>2<sup>ND</sup> PLACE</b>	Manjimup SHS	343
<b>3<sup>RD</sup> PLACE</b>	Eastern Goldfields College	322

## TIER 3 CHAMPION SCHOOL

<b>1<sup>ST</sup> PLACE</b>	Christmas Island DHS	174
<b>2<sup>ND</sup> PLACE</b>	WACoA Narrogin	132
<b>3<sup>RD</sup> PLACE</b>	Coodanup College	131

## INDIVIDUAL SPORTS RESULTS

### GIRLS HOCKEY

PLACE	A DIVISION	B Division
1	Bunbury SHS	Collie SHS
2	Albany SHS	Narrogin SHS

### BOYS HOCKEY

PLACE	A DIVISION	B DIVISION	C Division
1	Bunbury SHS	WACoA Narrogin	WACoA Harvey
2	Great Southern Grammar	Eastern Goldfields	North Albany SHS

### BOYS AUSTRALIAN RULES FOOTBALL

PLACE	A DIVISION	B DIVISION	C DIVISION
1	Albany SHS	Manea SC	Broome SHS
2	Manjimup SHS	Halls Head College	Northam SHS

### GIRLS AUSTRALIAN RULES FOOTBALL

PLACE	A DIVISION
1	Pinjarra SHS
2	Bunbury SHS

### NETBALL

PLACE	A DIVISION	B DIVISION	C DIVISION	D DIVISION	E DIVISION	F DIVISION
1	Bunbury CGS	Margaret River	Northam SHS	Eastern Goldfields	Bullsbrook #1	Bullsbrook #2
2	Manea SC	Halls Head CC	Karratha SHS	WACoA Cunderdin	Merredin SHS	Esperance ACS

### BOYS VOLLEYBALL

PLACE	A DIVISION	B DIVISION	C DIVISION	D DIVISION	E DIVISION
1	Christmas Island	Merredin College	Kalbarri SHS	Eastern Goldfields	WACoA Harvey
2	Broome SHS	Busselton SHS	Newman College	Tom Price SHS	Collie SHS

### GIRLS VOLLEYBALL

PLACE	A DIVISION	B DIVISION	C DIVISION	D DIVISION	E DIVISION
1	Newton Moore SHS	Esperance SHS	Merredin Coll	Esperance ACS	Tom Price SHS
2	Margaret River SHS	Broome SHS	Coodanup Coll	Eastern Goldfields	Katanning SHS

### BOYS BASKETBALL

PLACE	A DIVISION	B DIVISION	C DIVISION	D DIVISION	E DIVISION	F DIVISION
1	Nth Albany SHS	Derby DHS	Coodanup College	Cape Nat Coll	Kal-Boulder CHS	WACA Harvey
2	Denmark SHS	Halls Head CC	Manjimup SHS	Northam SHS	Geraldton GS	WACoA Narrogin

### GIRLS BASKETBALL

PLACE	A DIVISION	B DIVISION	C DIVISION	D DIVISION
1	Bunbury SHS	Eastern Goldfields	Kal-Boulder College	Merredin College
2	Manjimup SHS	Bunbury CGS	North Albany SHS	WACoA Denmark

### BOYS FOOTBALL (SOCCER)

PLACE	A DIVISION	B DIVISION	C DIVISION
1	Bunbury SHS	Cape Naturaliste	North Albany SHS
2	Great Southern Grammar	Australind SHS	Narrogin SHS

## 2018 SENIOR HIGH SCHOOL COUNTRY WEEK RESULTS

### GIRLS FOOTBALL (SOCCER)

PLACE	A DIVISION	B DIVISION	C DIVISION
1	Denmark SHS	Margaret River SHS	North Albany SHS
2	Australind SHS	Esperance SHS	Narrogin SHS

### TOUCH FOOTBALL

PLACE	A DIVISION	B DIVISION	C DIVISION
1	Australind SHS	Tom Price SHS	WACoA Denmark
2	Esperance SHS	Kal-Boulder CHS	Manjimup SHS

### DANCE

PLACE	A DIVISION
1	Bunbury SHS
2	Manea SC

### SPEECH AND DEBATING - OVERALL WINNING SCHOOL

PLACE	SCHOOL
1	Albany SHS
2	Christmas Island

## 2018 DISTRICT HIGH SCHOOL COUNTRY WEEK RESULTS

### MIXED HOCKEY

PLACE	A DIVISION
1	Geraldton GS
2	Narembeen

### MIXED VOLLEYBALL

PLACE	A DIVISION
1	Derby DHS
2	Exmouth DHS

### MIXED BASKETBALL

PLACE	A DIVISION	B DIVISION	C DIVISION	D DIVISION
1	Waroona DHS	Dallwallinu DHS #1	Roebourne DHS	Mukinbudin DHS
2	Derby DHS	Wongan Hills DHS	Wagin DHS #1	Wagin DHS #2

### BOYS BASKETBALL

PLACE	A DIVISION	B DIVISION
1	Waroona DHS	Dalwallinu DHS #1
2	Derby DHS	Wongan Hills

### GIRLS BASKETBALL

PLACE	A DIVISION
1	-
2	-

	AUSTRALIAN RULES FOOTBALL Boys	AUSTRALIAN RULES FOOTBALL Girls
PLACE	9 A-SIDE DIVISION	
1	Bridgetown HS	Geraldton Grammar #1
2	Geraldton Grammar	Geraldton Grammar #2

### NETBALL

PLACE	A DIVISION	B DIVISION	C DIVISION
1	Geraldton GS #1	Geraldton GS #2	Narembeen DHS
2	Bethel #1	Jurien Bay DHS	Boyup Brook

### BADMINTON

PLACE	A DIVISION	B DIVISION	C DIVISION	D DIVISION
1	Pemberton DHS #1	Jurien Bay DHS #1	Jurien Bay DHS #2	Wyalkatchem DHS
2	John Willcock	Dalwallinu DHS	Northcliffe DHS	Kulin DHS

## 2018 INTERSCHOOL SPORT PROGRAMS

SPORT	Prim	LowerSec	Open	SHSCW	DHSCW	SW Region	Events	Students	Teachers
AFL Football (B)	342	70	64	20	5	11	6	9191	511
AFL Football (G)	268		64	4	4	7	5	6210	345
Badminton		160	115		18		3	622	31
Baseball (B)		0	0				0	0	0
Basketball (B)	128	85	74	43	12	10	6	3520	352
Basketball (G)	108	59	37	32	0	10	6	2460	246
Basketball (B&G)					14		1	140	14
Cricket (B)	1100	110	81				3	16783	1291
Cricket (G)	800	69	15				3	11492	884
Cross Country (B)		809*	702*			183*	4	1792	81
Cross Country (G)		930*	820*			153*	4	1952	89
Diving		41*	57*				3	112	11
Equestrian (B&G)		16*					2	144	14
Golf (B)		57*	61*				3	118	12
Golf (G)		16*	17*				3	33	3
Futsal	24	216					1	216	11
Handball (B&G)	22	220					1	220	11
Hockey - (B)		12	17	18		3	4	750	50
Hockey - (G)			14	9		3	3	390	26
Hockey (B&G)	11				8	3	3	314	21
Netball (G)	102	238	53	47	18	20	6	5532	461
Netball (B)			24				1	288	24
Orienteering	337*	524*					2	861	43
Rugby League	225	42	11				3	4600	271
Soccer (B)		127	77	22		17	4	3645	243
Soccer (G)	24	43	58	16		9	5	2250	150
Soccer (B&G)	32				0		1	480	32
Softball (G)			4				1	60	4
Softball (B&G)		4					1	60	4
Squash			29				1	87	9
Surfing (B)			592*				1	592	30
Surfing (G)			248*				1	248	42
Swimming	410*	1500*	470*			670*	4	3050	153
Tennis (B)	45	55	49				3	596	60
Tennis (G)	22	20	40				3	328	33
Touch Football (B)		22	36				2	812	58
Touch Football (G)		18	30				2	672	48
Touch Football (B&G)				21		5	3	364	26
Track & Field		3640*	920*			1440*	3	6000	300
Triathlon (B)		276*	27*				2	303	15
Triathlon (G)		321*	20*				2	341	17
Triathlon (B&G)	390*						1	390	20
Volleyball (B)		17	36	41		14	4	1080	54
Volleyball (G)		18	32	37		11	4	980	49
Volleyball (B&G)					11		1	110	6
Water Polo (B)		14					1	154	14
Water Polo (G)		13					1	143	13
Yachting (B&G)			84*				1	84	8
							128	90569	6716

\* Individuals

Events:	128
Teachers involved:	6716
Students involved:	90569



## 2018 INTERSTATE TEAMS

### 12 YEARS AND UNDER SPORTS

	SPORTS	AGE	HOST	VENUE	DATES	STUDENTS	STAFF
1	AFL Football	11 - 12 (31/12 yoc)	ACT	Canberra	Fri 10 Aug – Sat 18 Aug	23	4
2	Basketball (B & G)	11 - 12 (31/12 yoc)	NT	Darwin	Fri 10 Aug – Sat 18 Aug	20	5
3	Cricket (2 x B & G)	11 - 12 (31/12 yoc)	WA	Bunbury	Wed 12 Dec – Wed 19 Dec	39	8
4	Cross Country (B & G)	10 - 12 (31/12 yoc)	QLD	Sunshine Coast	Thurs 23 Aug - Mon 27 Aug	36	4
5	Diving (B & G)	10 - 12 (31/12 yoc)	WA	Perth	Sat 8 Sep – Fri 14 Dec	11	3
6	Hockey (B & G)	11 - 12 (31/12 yoc)	NSW	Newcastle	Sat 11 Aug – Sat 18 Aug	29	5
7	Netball	11 - 12 (31/12 yoc)	NT	Darwin	Fri 14 Sep – Fri 21 Sep	13	3
8	Rugby League (B & G)	11 - 12 (31/12 yoc)	SA	Adelaide	Sat 11 Aug -- Sat 19 Aug	17	3
9	Soccer (B & G)	11 - 12 (31/12 yoc)	NSW	Sydney	Sat 15 Sep – Sat 22 Sep	29	5
10	Swimming (B & G)	10 - 12 (31/12 yoc)	TAS	Hobart	Tue 24 Jul – Tue 31 Jul	17	3
11	Tennis (B & G)	11 - 12 (31/12 yoc)	SA	Adelaide	Sat 20 Oct – Sun 28 Oct	14	3
12	Touch Football (B & G)	11 - 12 (31/12 yoc)	TAS	Hobart	Sat 20 Oct – Sat 27 Oct	27	5
						<b>275</b>	<b>51</b>

### 13 YEARS AND OVER SPORTS

	SPORTS	AGE	HOST	VENUE	DATES	STUDENTS	STAFF
1	AFL Football (B)	15 & U, (31/12 yoc)	SA	Adelaide	Sat 21 July - Sat 28 July	27	6
2	AFL Football (G)	15 & U, (31/12 yoc)	SA	Adelaide	Sat 21 July - Sat 28 July	25	6
3	Baseball	17 & U, (30/6 yoc)	SA	Adelaide	Sun 29 Apr – Sat 6 May	17	4
4	Basketball (B & G)	18 & U, (31/12 yoc)	NT	Darwin	Fri 10 Aug – Sat 18 Aug	21	5
5	Cricket (B)	15 & U, (1/9 yoc)	QLD	Brisbane	Fri 24 March – Sun 2 April	13	3
6	Cross Country (B & G)	13 - 20 (31/12 yoc)	QLD	Sunshine Coast	Thurs 23 Aug - Mon 27 Aug	46	6
7	Diving (B & G)	19 & U, (31/12 yoc)	WA	Perth	Sat 8 Sep – Fri 14 Dec	14	3
8	Football( Soccer) (B & G)	19 & U, (31/12 yoc)	VIC	Shepparton	Fri 24 Aug – Fri 31 Aug	32	5
9	Golf (B & G)	17 & U, (31/12 yoc)	NSW	Coffs Harbour	Sat 25 Aug – Sat 1 Sep	11	3
10	Hockey (B & G)	16 & U, (31/12 yoc)	QLD	Gold Coast	Fri 3 Aug – Sat 11 Aug	34	5
11	Netball (G)	15 & U, (31/12 yoc)	VIC	Melbourne	Fri 27 Jul – Fri 3 Aug	15	3
12	Softball (G)	17 & U, (30/6 yoc)	QLD	Cairns	Fri 18 May – Sun 27 May	14	3
13	Swimming (B & G)	13 -19, (31/12 yoc)	TAS	Hobart	Tue 24 Jul – Tue 31 Jul	37	4
14	Surfing (B & G)	17 & U, (30/6 yoc)	SA	Victor Harbour	Sat 1 Dec – Sat 8 Dec	14	2
15	Tennis (B & G)	19 & U, (31/12 yoc)	QLD	Brisbane	Sat 28 April – Sun 6 May	16	3
16	Touch Football (B & G)	15 & U, (31/12 yoc)	TAS	Hobart	Sat 20 Oct – Sat 27 Oct	27	5
17	Triathlon (B & G)	(13 -19) (31/12 yoc)	NSW	Penrith	Mon 23 April – Fri 27 April	33	5
18	Volleyball (B & G)	15 & U, (31/12 yoc)	VIC	Bendigo	Fri 17 Aug – Fri 24 Aug	20	5
19	Water Polo (B & G)	16 & U (31/12 yoc)	WA	Perth	Sun 21 May - Fri 25 May	28	4
						<b>444</b>	<b>78</b>

## 2018 SCHOOL SPORT AUSTRALIA REPRESENTATION

### National Sport Secretaries

Sport	Name	School
AFL	Peter Della-Vedova	
Basketball	Brad Spicer	Byford Secondary College
Cricket	Peter Smith	SSWA

### International Touring Team Officials

Sport	Name	School
Football	Garry Burnett	
	Wayne Baseden	Willetton SHS
Water Polo	Gemma Hadley	Floreat PS
	Fiona Haigh	Churchlands SHS

### Student Representatives

SSA All Australian Touring Team Representatives	
Sport	Student
<b>Football</b>	Jasper Bouchier
	Declan Collins
<b>Netball</b>	Brook Repacholi
<b>Water Polo</b>	Harry Bruce
	Claire Whittaker
	Phillipa Pedley



**JASMAQ**  
**Services**

ABN: 31 250 704 457

---

**Independent Audit Report**  
**To The Members of School Sport Western Australia (Inc)**

**Scope**

I have audited the Accounts of School Sport Western Australia (Inc) (SSWA) set out on the attached pages 1 to 3 for the year to 31 December 2018. The Treasurer of SSWA is responsible for the preparation and presentation of the financial report and the information contained therein, and has determined that the basis of accounting used is appropriate to the needs of SSWA Members. I have conducted an independent audit of the Accounts in order to express an opinion to the Members of SSWA on their preparation and presentation. No opinion is expressed as to whether the basis of accounting used is appropriate to the needs of the SSWA Members.

The Accounts have been prepared for the Members of SSWA. I disclaim any assumption of responsibility for any reliance on this report or on the Accounts to which it relates, to any person other than the SSWA Members, or for any purpose other than that for which it was prepared.

My audit has been conducted in accordance with Australian Auditing Standards. My procedures included examination, on a test basis, of evidence supporting the amounts in the Accounts and the evaluation of significant accounting estimates. These procedures have been undertaken to form an opinion as to whether in all material respects the Accounts are presented fairly in accordance with conventional accounting standards.

**Audit Opinion**

In my opinion, the Accounts present fairly the financial position ("Balance Sheet") of SSWA as at 31 December 2018 and its financial performance ("Profit/Loss Statement") and cash flows for the year then ended.



**Julia Chilver** BA (Hons), ACA

Mandogalup, WA 19<sup>th</sup> March 2019

SCHOOL SPORT WA (INC)

PROFIT/LOSS STATEMENT - CONSOLIDATED  
For the 12 Months Ending 31 December 2018

12 months to 31/12/17		12 months to 31/12/18	Appendix
\$		\$	
<u>238,625</u>	Net Sporting Activities	<u>212,148</u>	(A)
<u>(47,534)</u>	Miscellaneous Trading	<u>(17,900)</u>	(B)
	<u>Administration Income</u>		
346,543	DET Grant	346,543	
0	Event Sponsorship	1,000	
291	Special Event Income	30,976	
67,566	Supplier Rebates	39,016	
27,277	Interest Earned	22,168	
2,951	Miscellaneous Income	887	
<u>444,628</u>	<b>Total Administration Income</b>	<u>440,590</u>	
	<u>Administration Expenses</u>		
6,597	Accommodation / Airfares	6,559	
360	Administration - incl Miscellaneous	1,720	
0	Advertising	395	
1,369	Affiliation Fees / Entry Fees	4,126	
1,750	Auditor Fees	1,900	
14,644	Bank Fees & Charges	15,707	
62	Debt Collection Fees	0	
8,675	Catering	5,184	
(62,478)	Charge - Other Provisions	10,045	
(33,691)	Charge - Leave Provisions	(13,455)	
13,303	Computer Assistance / Support	15,525	
0	Contract Personnel	18,984	
192	Courier / Freight / Postage	872	
9,804	Depreciation	10,871	
1,182	Event Expenses	1,621	
224	Fuel	4,072	
11,191	Honoraria	10,931	
49,196	Insurance	41,034	
5,996	Marketing & Promotions	5,372	
0	Management Meetings	48	
4,002	Meetings & Refreshments	2,338	
300,593	Office Wages	276,928	
5,519	Photocopying / Printing	7,368	
0	Photographs	1,019	
2,180	Prizes / Gifts	6,418	
15,533	Parking	3,966	
118	Minor Capital	7,074	
1,679	Repairs & Maintenance	1,968	
73	Sundry Expense	35	
26,618	Superannuation	27,037	
3,961	Stationery	4,188	
565	Taxis / Transport	600	
9,981	Telephone	7,058	
0	Trophies	1,692	
968	Uniforms	5,200	
14,273	Vehicle Expenses	18,675	
14,041	Venue Hire	49,895	
<u>(428,480)</u>	<b>Total Administration Expenses</b>	<u>(562,970)</u>	
<u>(176,444)</u>	<b>Net Interstate Team Management Costs</b>	<u>(144,057)</u>	(C)
<u>(24,490)</u>	<b>Net SSA Conference Surplus</b>	<u>38,964</u>	(D)
<u>14,914</u>	<b>Net SSWA Event Surplus</b>	<u>34,045</u>	(E)
<u>21,219</u>	<b>SURPLUS / (DEFICIT) FOR PERIOD</b>	<u>820</u>	

  
Wayne Baseden - TREASURER  
19<sup>th</sup> MARCH 2019

## SCHOOL SPORT WA (INC)

BALANCE SHEET  
As at 31 December 2018

<u>31/12/17</u>		<u>31/12/18</u>
\$		\$
	<u>FUNDS AVAILABLE:</u>	
1,187,975	Surplus Previous Years	1,209,194
21,219	Surplus / (Deficit) Current Period	820
<u>1,209,194</u>	<b>TOTAL FUNDS AVAILABLE</b>	<u>1,210,014</u>
	<u>REPRESENTED BY:</u>	
53,191	Cash at Bank	9,010
5,876	Travel Card 1	311
6,724	Travel Card 2	267
8,959	Travel Card 3	15
3,738	Travel Card 4	974
10,679	Travel Card 5	746
685,298	Cash Management Call Account	690,392
9,696	Business Transaction / Credit Card A/c	2,357
33,212	Term Deposit 9668 (eVolve)	34,656
535,042	Term Deposit (4558)	541,749
114	Petty Cash	114
<u>1,352,529</u>	<i>Total Cash:</i>	<u>1,280,591</u>
94,447	Debtors	135,543
21,268	Prepayments	11,133
22,953	Stock on Hand	13,582
<u>1,491,197</u>	<b>TOTAL CURRENT ASSETS</b>	<u>1,440,848</u>
90,041	Office Equipment	103,652
20,213	Field Equipment	22,796
(62,733)	Less Accumulated Depreciation	(73,604)
<u>47,521</u>	<b>TOTAL NON CURRENT ASSETS</b>	<u>52,844</u>
80,063	Accruals	2,950
2,537	Trade Creditors	19,612
70,000	Provision for Sport Events	88,000
31,373	Provision for Motor Vehicle	10,019
24,197	Provision for Sports Equipment	24,197
29,592	Provision for Information Technology	29,592
17,109	Provision for Repairs/Maintenance	17,109
9,280	Provision for Promotional Items	12,679
17,150	Provision for Website Development	27,150
18,892	Provision for Staffing	18,892
56,633	Provisions for Leave	43,178
15,628	Group Tax	5,223
6,394	Provision for Superannuation	8,351
(49,325)	GST Provision	(23,274)
<u>329,524</u>	<b>TOTAL CURRENT LIABILITIES</b>	<u>283,678</u>
<u>0</u>	<b>NON CURRENT LIABILITIES</b>	<u>0</u>
<u>1,209,194</u>	<b>TOTAL NET ASSETS</b>	<u>1,210,014</u>


  
 Wayne Baseden - TREASURER

19<sup>th</sup> MARCH 2019

## SCHOOL SPORT WA (INC)

### STATEMENT OF CASH FLOWS For the 12 months to 31 December 2018

12 months to 31/12/17 \$		12 months to 31/12/18 \$
	<b>Cashflows from Office Administrative Activities:</b>	
381,197	DET Grant received - Admin	381,197
97,966	Supplier Rebates received	49,234
3,242	Admin Levies / Miscellaneous income	32,853
27,277	Interest received	22,168
(451,366)	Payments to suppliers and employees	(481,736)
(99,741)	Payments to ATO (GST; PAYG)	(82,470)
<u>(41,425)</u>	<b>Net Cash (Out)flows from Office Activities</b>	<u>(78,754)</u>
	<b>Cashflows from Sport &amp; Sport Management Activities:</b>	
359,243	DET Grant received - Sports Activities	359,243
1,906,513	Receipts from players, schools and sponsors	1,850,876
(2,243,951)	Payments to suppliers	(2,187,109)
<u>21,805</u>	<b>Net Cash Inflows from Sport Activities</b>	<u>23,010</u>
	<b>Cashflows from Investing Activities:</b>	
(9,272)	Payments for plant and equipment	(16,194)
<u>(9,272)</u>	<b>Net Cash Outflows from Investing Activities</b>	<u>(16,194)</u>
<b>(28,892)</b>	<b>Net Decrease in cash held</b>	<b>(a) (71,938)</b>
1,381,421	Cash at 1 January 2018	1,352,529
<u>1,352,529</u>	<b>Cash at 31 December 2018</b>	<u>1,280,591</u>
	<b>Reconciliation of Surplus for year to Net Increase in cash held</b>	
\$		\$
21,219	<b>Surplus for the 12 months to 31 December 2018:</b>	820
9,804	Depreciation charged	10,871
(9,272)	Plant and Equipment purchased	(16,194)
4,315	(Increase) / Decrease in Trade Debtors	(41,096)
(12,560)	(Increase) / Decrease in Prepayments	10,135
(10,717)	(Increase) / Decrease in Stock	9,371
43,191	(Decrease) / Increase in Trade Creditors	(58,081)
(62,478)	(Decrease) / Increase in Operating Provisions	10,045
(33,690)	(Decrease) / Increase in Leave Provisions	(13,455)
21,296	(Decrease) / Increase in PAYG and GST net Creditor	15,646
<u>(28,892)</u>	<b>Net Decrease in cash held</b>	<b>(a) (71,938)</b>

  
 Wayne Baseden - TREASURER  
 19<sup>th</sup> MARCH 2018

**SCHOOL SPORT WA (INC)**  
**Sports**  
**PROFIT/LOSS STATEMENT**  
**For the 12 Months Ending 31 December 2018**

12 months to <u>31/12/17</u>		12 months to <u>31/12/18</u>
\$		\$
	<u>Revenue</u>	
148,895	DET Grant	151,117
12,918	Event Sponsorship	49,000
4,199	Insurance Settlement	4,309
54,190	Trials Revenue	54,019
19,531	Interstate Sundry Income	26,981
1,249,180	Player Contributions	1,090,589
0	Special Event Income	1,227
5,156	Sales/Miscellaneous Revenue	1,213
350,367	School Entry Fee	380,792
69,650	Player / Team Sponsorship	83,892
44,830	Host State Levy Income	34,626
<u>1,958,916</u>	<b>Total Revenue</b>	<u>1,877,765</u>
	<u>Expenses</u>	
347,219	Accommodation	294,950
(443)	Administration	853
21,032	Affiliation Fees / Entry Fees	35,856
0	Administration / SSWA Levy	44,545
346,730	Airfares	322,399
15	Bank Fees & Charges	35
11,418	Camp Expenses	16,332
144,572	Catering	159,220
66	Contingency / Computer Assistance	65
27,207	Contract Personnel	64,800
10,150	Cleaning	15,843
167	Courier / Freight / Postage	196
2,069	Bad Debts	0
24,755	Equipment Hire	23,926
62,192	Event Expenses	43,367
25,902	Excursion Fees	22,498
6,085	Fuel	5,086
67,253	Grant Disbursement	72,728
2,300	Honoraria	4,120
41,094	Medical	33,349
1,656	Meetings and Refreshments	4,132
9,198	Officials' Dinner	7,078
25	Photocopying / Printing	9
179	Photographs	272
164,977	Championship Levy	62,231
4,720	Prizes / Gifts	4,087
7,137	Parking	2,796
1,162	Recovery	1,650
452	Reimbursement	45
0	Repairs & Maintenance	299
985	Stationery	986
91,532	Taxis/Transport	85,271
231	Telephone	0
396	Tolls	466
16,177	Trophies	22,119
89,022	Umpires	86,236
20,013	Uniforms	27,264
4,812	Vehicle Hire / Expenses	993
0	Vehicle & Accommodation Damage	9,408
167,834	Venue Hire	190,107
<u>(1,720,291)</u>	<b>Total Expenses</b>	<u>(1,665,617)</u>
<u>238,625</u>	<b>Net Sports' Surplus</b>	<u>212,148</u>

## SCHOOL SPORT WA (INC)

### Trading PROFIT/LOSS STATEMENT For the 12 Months Ending 31 December 2018

12 months to <u>31/12/17</u>		12 months to <u>31/12/18</u>
\$		\$
	<u>Revenue</u>	
8,498	Raffle Ticket / Book Sales	7,611
11,619	Miscellaneous / Stock Sales	92,054
<u>20,117</u>	<b>Total Revenue</b>	<u>99,665</u>
	<u>Expenses</u>	
276	Couriers / Freight / Postage	45
57,861	Purchases/COGS	111,853
87	Raffle Administration	44
61	Raffle Advertising	30
2,366	Raffle Printing	1,593
7,000	Raffle Prizes	4,000
<u>(67,651)</u>	<b>Total Expenses</b>	<u>(117,565)</u>
<u>(47,534)</u>	<b>Net Trading Surplus / (Deficit)</b>	<u>(17,900)</u>



## SCHOOL SPORT WA (INC)

Interstate Team Management  
**PROFIT/LOSS STATEMENT**  
 For the 12 Months Ending 31 December 2018

12 months to <u>31/12/17</u>		12 months to <u>31/12/18</u>
\$		\$
	<u>Revenue</u>	
77,250	DET Grants	77,250
19,913	Officials Subsidy / Contribution	24,199
2,591	State Association Contribution	0
<u>99,754</u>	<b>Total Revenue</b>	<u>101,449</u>
	<u>Expenses</u>	
4,681	Officials' Expenses - Miscellaneous	2,891
1,588	Officials' Dinner	5,378
80,514	Officials' Accommodation	65,350
81,235	Officials' Airfares	77,286
41,240	Officials' Clothing	32,603
300	Officials' Excursion	1,904
66,640	Officials' Living Allowance	60,094
<u>(276,198)</u>	<b>Total Expenses</b>	<u>(245,506)</u>
<u>(176,444)</u>	<b>Net Interstate Team Management Costs</b>	<u>(144,057)</u>

SSA (National)  
**PROFIT/LOSS STATEMENT**  
 For the 12 Months Ending 31 December 2018

12 months to <u>31/12/17</u>		12 months to <u>31/12/18</u>
\$		\$
	<u>Revenue</u>	
18,028	DET Grant - Conference	18,028
31,416	DET Grant - Affiliation	31,416
1,638	SSA Reimbursements / Misc	36,486
0	SSA Levies Collected	44,545
<u>51,082</u>	<b>Total Revenue</b>	<u>130,475</u>
	<u>Expenses</u>	
10,463	Accommodation	5,064
0	Administration	47
11,887	Airfares	15,613
652	Catering	417
2,909	Conference Levy - SSA	6,405
0	Event Expenses	59
500	Honoraria	1,000
4,620	Living Allowance	3,669
183	Meetings & Refreshments	360
5,578	SSA Students Levy (Interstate)	0
730	SSA International Tour Levy	0
29,267	SSA Annual Contributions	81,679
5,578	SSA National Secretary Levy	(23,776)
77	Parking	14
773	Taxis / Transport	0
2,355	Vehicle Hire / Expenses	960
<u>(75,572)</u>	<b>Total Expenses</b>	<u>(91,511)</u>
<u>(24,490)</u>	<b>Net SSA (Costs) / Surplus</b>	<u>38,964</u>

## SCHOOL SPORT WA (INC)

### SSWA Events PROFIT/LOSS STATEMENT For the 12 Months Ending 31 December 2018

12 months to <u>31/12/17</u>		12 months to <u>31/12/18</u>
\$		\$
	<u>Revenue</u>	
51,500	DET Grant	48,773
90,877	Miscellaneous Revenue	0
<u>142,377</u>	<b>Total Revenue</b>	<u>48,773</u>
	<u>Expenses</u>	
26,306	Accommodation	14,728
49,329	Airfares	0
557	Catering	0
2,075	Event Expenses	0
21	Meetings & Refreshments	0
29,545	Championship Levy	0
193	Parking	0
396	Uniforms	0
1,226	Vehicle Hire / Expenses	0
15,000	PSG Officials' Misc Expenses	0
2,815	PSG Officials' Living Allowance	0
<u>(127,463)</u>	<b>Total Expenses</b>	<u>(14,728)</u>
<u>14,914</u>	<b>Net Events Surplus</b>	<u>34,045</u>

# SCHOOL SPORT WA STRATEGIC PLAN



## VISION

To provide quality, competitive sport opportunities for all Western Australian school students

## PURPOSE

- ◆ To promote, organize and coordinate sporting competitions for school children at a local, regional and interstate level.
- ◆ To manage safe and efficient competitive school sport programs for the Department of Education and School Sport Australia.
- ◆ To optimize participation, across all educational sectors, in safe, well managed competitive school sport programs.
- ◆ To work in close cooperation with schools, State Sporting Organizations, kindred organizations in other states, corporate and community organisations and other government agencies.

## VALUES

Opportunity

Achievement

Competition

## STRATEGIC PILLARS

Participation

Promotion

Performance

## KEY OBJECTIVES

- ◆ Conduct Quality Events
- ◆ Develop and Maintain Partnerships

- ◆ Increase Our Profile

- ◆ Strong Governance
- ◆ Economic Viability
- ◆ Plan for The Future




# SCHOOL SPORT WA 2018 SNAPSHOT




**Most Active  
Month**  
on the SSWA website  
318,624 visitors

**Newsletter  
Subscriptions**



<b>NEW</b>	<b>TOTAL</b>
<b>789</b>	<b>2980</b>



[www.school-sportwa.com.au](http://www.school-sportwa.com.au)

**1,493,442**  
Website Visits


Instagram **1026** 

**Followers**

School Sport Australia  
Medallions

Facebook Likes  $\uparrow$ 1407

<b>6654</b>		<b>8061</b>
31 Dec 2017		31 Dec 2018



**Interstate  
Teams**

Students **719**

**129** Team Officials


Schools **235**




Students: **90569**

Staff: **6716**

Events Conducted: **128**

 **Champion Schools**



Internet searches leading to School Sport WA

**160,085**



**33**

All Australian Team Representatives




Welcome

**41.8%**

New Website Visitors

Interstate Team Officials

<b>23%</b>	<b>77%</b>
<b>NEW</b>	<b>Returning</b>

**1754**

SSWA App users

