

SCHOOL SPORT WA (INC)



ANNUAL REPORT 2012

**For presentation to the
ANNUAL GENERAL MEETING
Wednesday 27th March 2013**



Department of
Education

INDEX

AGM Agenda.....	2
2012 AGM Minutes.....	3-5
SSWA Management Committee & Sport Coordinators	6-7
President's Report.....	8-9
Director's Report	10
Secondary Management Committee Report.....	11
Primary Management Committee Report	12
Secondary Champion Schools Results.....	13-15
Yr 10 Lightning Carnival Grand Final Results.....	16
Primary Champion Schools Results.....	17-18
South West Region Event Results	18
School Sport Australia National Championships WA Results	19-20
Senior High Schools Country Week Results.....	21-22
District High Schools Country Week Results	22
Interschool Sport Program Data.....	23
Interstate Team Program Data.....	24
School Sport Australia Representation	25
Finance Report.....	26-33

2013 SCHOOL SPORT WA ANNUAL GENERAL MEETING AGENDA

Date: Wednesday 27th March 2013

Time: 4.00pm

Venue: Alexander Park Tennis Club

1. Attendance and Apologies
2. Adoption of 2012 AGM Minutes
3. President's Address
4. Director's Report
5. Annual Financial Report and Balance Sheet
6. Election of Office Bearers
 - a. Treasurer – Nominee: Peter Smith
 - b. Secondary Vice President – Nominee: Peter Sinclair
 - c. Primary Management Committee members [3 positions]
Nominees: Alex McLennan & Clayton Bird
 - d. Secondary Management Committee members [2 positions]
Nominees: Wayne Baseden, Andrea Rundle & Mike Wrenn
7. Election of Sport Coordinators

SECONDARY	PRIMARY
Baseball – Ken McGee	Australian Rules Football – Daryl Mansfield
Cross Country – Kylee Coonan	Basketball – Alex McLennan
Disabled Sports – Lorraine Feddema	Cross Country – Daryl Mansfield
Equestrian – Elizabeth Richards	Equestrian – Elizabeth Richards
Football (Soccer) – Paddy Rooney	Rugby League
Golf – Sue Thomson	Swimming – John Lawniczak
Hockey Boys	Table Tennis – John Lawniczak
Orienteering – Steve Fletcher	Tennis
Rugby League	Touch – Debbie Quan
Surfing	
Swimming	
Tennis – Andrea Rundle	
Track & Field – Sasha Brown	
Water Polo – Gemma Hadley	

8. Auditor Appointment
9. General Business
10. Refreshments

2012 SCHOOL SPORT WA ANNUAL GENERAL MEETING MINUTES

Date: Thursday 29th March 2012

Time: 4.00pm

Venue: Alexander Park Tennis Club

1. Attendance and Apologies

Apologies:

Ian Mc Mahon, Ian Temby, Peter Rickers, Graham Hadley, Sue Gerrard, Brad Spicer, Sonia Soltaggio, Andrea Rundle, Angela Luttrell, Gemma Hadley, Andrew Mellor, Tony Carvajal, Josh Butler, Jeanette Bell, Blair Kersley, Narelle Scott, Tracy Carrington, Ian Dalton, Wayne Baseden, Marianne Riley, Graham Hadley, Tony Carvajal, Tracy Carrington, Paul Latham.

Attendance:

Alby Nuich	Management	Keith Harper	Hockey
Lorraine Feddema	Management	Tom Luttrell	Tennis
Daryl Mansfield	Management	Murray Farr	SSWA President
John Lawniczak	Management	Jodi Lambert	Cross Country/Track & Field
Peter Della-Vedova	Management	Sasha Brown	Athletics
Kelvin Browner	Management	Greg Maynard	Management
Mike Wrenn	Management	Keith Harper	Hockey – Primary
Peter Sinclair	Management	Alex McLennan	Management
Sally Ziris	SSWA Office	Sue Thomson	Management
Peter Smith	Director/Treasurer	Marion Burt	Netball
Robyn Brierley	Executive Officer	Graham Watson	Life Member
Jeff Scott	Life Member	Tracy Cameron	Management
Lynda Merritt	SSWA Office		

2. Adoption of 2011 AGM Minutes

Moved - Alby Nuich; Seconded – Lorraine Feddema
Previous minutes were a true and accurate record

CARRIED

3. President's Address – Murray Farr

- Endorsement of Life Members Kelvin Browner, Peter Smith and Peter Sinclair.
- Welcome to the following SSWA life members Graham Watson, Peter Della-Vedova, Alby Nuich, Murray Farr, Jeff Scott
- SSWA has a solid core of volunteers who are much appreciated but we need to think about succession planning – Challenge to all to get new blood into the organisation - enthusiastic teachers are needed.
- Presentation evening – was an excellent night. All guest speakers were excellent. Addition of Caitlin bassett from Netball as well as AFL speakers was well received
- Secondary Sport – continues to have good competitions and Primary Sport is exploding.
- International Reps – acknowledged;
- Robyn Brierly-Executive Officer SSWA - Manager Basketball-USA.
- Brad Spicer - Belmont CC- Coach Basketball-USA.
- Andrew Mellor Coach Boys Hockey-South Africa.
- Peter Rickers John Curtin C.A. Manager of Boys Football (Soccer)- China, Hong Kong and Japan.
- Peter Rickers John Curtin C. A. Team Official of Boys Football to England
- Wayne Baseden- Willetton SHS Team Official Girls Football to England
- Gemma Hadley Balga SHS Coach Girls Water Polo Sydney.
- Ray Barrett Lockridge SHS. Coach of AFL Football to South Africa.
- Peter Smith Director of SSWA Manager of AFL Football to South Africa

- Thanks to Sports Coordinators and ask to continue their efforts
- Thanks to the SSWA office for their efforts in the administration of the SSWA office and events program.

4. Director's Report – Peter Smith

- Thanks to Jenny O'Brien for 12 months as Executive Officer, Robyn Brierley, Lynda, Christine, Sally in the office.
- SSWA has moved office to 1st floor
- Thanks to Management Committee for their great work as sport convenors, coordinators. SSWA has held 8 meetings last year
- SSA – Brad Allen new Executive Officer (also NRSSA) With his appointment there is a change in the wind but will take time, SSA Office is now based in Carlton, Victoria.

5. Annual Financial Report and Balance Sheet

All finances are processed and with the auditor at the moment. Report will be completed by next management meeting.

6. Election of Office Bearers

President

Candidate; Murray Farr

Successful Candidate – Murray Farr

Primary Chairperson

Candidate; Peter Della Vedova

Successful Candidate – Peter Della Vedova

2 x Primary Committee members

Candidates; Daryl Mansfield, Lorraine Feddema

Successful Candidates - Daryl Mansfield, Lorraine Feddema

3 x Secondary Committee members

Candidates; Alby Nuich; Kelvin Browner; Peter Rickers

Successful Candidates - Alby Nuich; Kelvin Browner; Peter Rickers

7. Election of Sport Coordinators

SECONDARY			PRIMARY		
AFL – boys	2yr term	Peter Smith	Cricket	2yr term	Ryan Kenny
AFL – girls	2yr term	Geoff Hayes	Football	2yr term	Tony Carvajal
Baseball	2yr term		Golf	2yr term	Greg Ash
Basketball	2yr term	Brad Spicer	Hockey	2yr term	Keith Harper
Cricket	2yr term	Peter Green	Netball	2 yr term	Marion Burt
Netball	2yr term	Tracy Carrington	Triathlon	2yr term	Josh Butler
Hockey Girls	2yr term	Peter Sinclair			
Rugby Union	2 yr term	Jonathan Silis			
Softball	2yr term	Greg Blair			
Swimming	2yr term				
Touch	2yr term	Rebecca Fraser			
Triathlon	2 yr term	Stuart Denton			
Volleyball	2yr term	John Vincent			

MOTION: Mike Wrenn; Daryl Mansfield

CARRIED

The above sport coordinators have been elected for a 2 year term

8. Auditor Appointment

Julia Preston be appointed as the auditor for 2012

MOTION: moved Mike Wrenn, seconded Alby Nuich

CARRIED

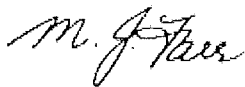
9. General Business

- Special presentation [Life Membership – Peter Smith, Peter Sinclair, Kelvin Browner covered previously
- Peter Della – gave information about the Inaugural SSWA Golf Day – see website groups of 4, individual nominations OK, Ambrose Comp, prizes \$40 entry, can take 70 people.
- Peter Smith - acknowledged Tracy Cameron from SW Region – she has been a driving force in organizing and running events in the SW including the SW Triathlon. She has been instrumental in getting good media coverage for the SSA National Triathlon event to be held 2-5th April in Busselton. 180 competitors entered. 560 SW students are entered to compete in the SW Triathlon which will be run in conjunction on Wed 4 April.

10. Refreshments

Meeting closed at 4.30pm

Signed as a true and correct record:



(President)

Date: March 2012

2012 SSWA MANAGEMENT COMMITTEE & SPORT COORDINATORS

2012 SSWA MANAGEMENT COMMITTEE

Position	Elected representative	Date Elected (2 yr term)
President	Murray Farr	Mar-12
Director of Sport / Treasurer	Peter Smith	Apr-11
Executive Officer / Primary Rep	Robyn Brierley	Apr-11
Secondary Vice President	Peter Sinclair	Apr-11
Primary Vice President	Peter Della-Vedova	Mar-12
SECONDARY		
Secondary Chair	Peter Sinclair	Apr-11
Secondary Representative	Wayne Baseden	Apr-11
Secondary Representative	Kelvin Browner	Mar-12
Secondary Representative	Mike Wrenn	Apr-11
Secondary Representative	Peter Rickers	Mar-12
Secondary Representative	Alby Nuich	Mar-12
PRIMARY		
Primary Chair	Peter Della-Vedova	Mar-12
Executive Officer / Primary Rep	Robyn Brierley	Apr-11
Primary Representative	John Lawniczak	Apr-11
Primary Representative	Lorraine Feddema	Mar-12
Primary Representative	Daryl Mansfield	Mar-12
Primary Representative	Alex McLennan	Apr-11
REGIONAL REPRESENTATIVES		
South Coast	Jodi Lambert	
South East	Greg Maynard	
North Coast	Ian Dignon	
North East	Vacant	
South West	Tracy Cameron	

2012 SPORT COORDINATORS

Secondary Sport	Elected representative		Date Elected (2 yr term)
Australian Rules Football Boys	Peter	Smith	Mar-12
Australian Rules Football Girls	Geoff	Hayes	Mar-12
Baseball	Vacant		
Basketball	Brad	Spicer	Mar-12
Cricket	Peter	Green	Mar-12
Cross Country	Kylee	Coonan	Apr-11
Disabled Sports	Lorraine	Feddema	Apr-11
Equestrian	Elizabeth	Richards	Apr-11
Football (Soccer)	Paddy	Rooney	Apr-11
Golf	Derek	Bickford	Apr-11
Hockey Boys	Andrew	Mellor	Apr-11
Hockey Girls	Peter	Sinclair	Mar-12
Netball	Tracey	Carrington	Mar-12
Orienteering	Ian	Dalton	Apr-11
Rugby League	Isaac	Thomas	Apr-11
Rugby Union	Jonathan	Silas	Mar-12
Softball	Greg	Blair	Mar-12
Surfing	John	Mc Taggart	Apr-11
Swimming	Vacant		
Tennis	Andrea	Rundle	Apr-11
Touch	Rebecca	Fraser	Mar-12
Track & Field	Sasha	Brown	Apr-11
Triathlon	Stuart	Denton	Mar-12
Volleyball	John	Vincent	Mar-12
Water Polo	Gemma	Hadley	Apr-11
Primary Sport	Elected representative		Date Elected (2 yr term)
Primary Australian Rules Football	Daryl	Mansfield	Apr-11
Primary Basketball	Alex	McLennan	Apr-11
Primary Cricket	Ryan	Kenny	Mar-12
Primary Cross Country	Daryl	Mansfield	
Primary Equestrian	Elizabeth	Richards	Apr-11
Primary Football (Soccer)	Tony	Carvajal	Mar-12
Primary Golf	Greg	Ash	Mar-12
Primary Hockey	Keith	Harper	Mar-12
Primary Netball	Marion	Burt	Mar-12
Primary Rugby League	Matthew	Smith	Apr-11
Primary Swimming	John	Lawniczak	Apr-11
Primary Table Tennis	John	Lawniczak	Apr-11
Primary Tennis	Tom	Luttrell	Apr-11
Primary Touch	Debbie	Quan	Apr-11
Primary Triathlon	Joshua	Butler	Mar-12

WHAT ARE WE ABOUT?

SSWA through its committees has again delivered quality educational opportunities through SPORT for students. Thanks must go to the Sport Coordinators, Convenors and the School Sport Office for conducting sporting programs in the domestic school setting on behalf of SSWA. These competitions epitomise and highlight what SSWA is all about.

WHY HAVE SCHOOL SPORT?

I maintain that School Sport offers the school community opportunities to build a strong identity and culture of excellence. Traditionally values of **RESPECT, FAIRNESS, RESPONSIBILITY and RESILIENCE** are developed as part of students' participation. School Sport is often a partnership between the school and local community organisations, which work together to develop students' abilities and to foster student aspirations for interesting and rewarding lives. *Why School Sport?* Links to literacy and numeracy need to be highlighted. For School Sport to be successful there needs to be a link with attendance and engagement. The teaching force needs to not only be capable but empowered as without teachers there will be no programs. Sixty percent (60%) of students are not involved in sport so at the school level it should be a quality experience. Sport should be compulsory in schools. All Primary Schools should have specialised Physical Education Teachers. Research has shown that school sport from an early age (i.e. 10 Years old) lays the foundation for healthy active lifestyle. High quality sport lifts and raises academic performance and develops lifelong habits and skills enhancing the whole of life outcomes.

"School Sport and Physical Education improve students' **concentration, memory, behaviour and academic performance**. Schools can lift the performance and outcomes for their students by offering programmes designed to maximise participation, enjoyment and personal reward. High performing schools utilize Sport and Physical Education programs to help motivate students and support learners in their academic work".*

One of the most significant responsibilities we have as SSWA members and as educators are to give young Australians a strong foundation on which to build a full and active life. **Sport has been linked to positive self-esteem, skill development, skeletal and cardio-vascular health, and general healthy development**. It is now widely established that childhood is the best time to establish positive attitudes and behaviours related to physical activity and a healthy lifestyle.

Young people spend a significant amount of time at school and therefore school environments need to be supportive of students being physically active. School Sport programs are an important part of a comprehensive approach to providing this support. School Sport is the vehicle that enables daily and lifelong healthy living practices that are transferred between school, home, the local community and interstate teams. Instilling School Sport values in an educative setting gives opportunities for students to develop their strategic capacity to make informed decisions in leading healthy and active lives.

VOLUNTEERS ARE OUR LIFE LINE

We need to be extra careful with all of our volunteers. They need to be recognised for the work which they carry out on behalf of SSWA. It is becoming increasingly more difficult to get volunteers to help run our committees and programs. We need to be careful we don't burn people out because of their willingness to take on large work load. We do however need to be on the constant lookout for new, young and enthusiastic teachers to help run our programs. We also need to be aware that these people are volunteers and need to be recognised and rewarded for their efforts.

GREAT LEADERSHIP AND SUPPORT

We are very fortunate to have **Kim WARD** as our representative on the National Representative School Sport Committee (NRSSC). He has continually supported SSWA in its endeavours to have School Sport Australia (SSA) comply with Education Department policy. In particular the taking out of Insurance by SSA, the compliance of International Tours to Education Policy and finally the concept of equal representation at SSA meetings by each State and Territory. This is something that Ian Temby, Ian McMahon, Jeff Scott and I have been advocating for 25 Years. I am glad that it is coming to fruition and will be established in November 2013 with the adoption of new constitutional changes to School Sport Australia. SSWA has also been very fortunate with another terrific leader and supporter of School Sport in our direct line Manager **Karen WEBSTER**.

SUMMARY OF EVENTS

What an unbelievable year we have had at SSWA during 2012. We hosted three magnificent National Championships. The Triathlon held in Busselton, Golf held at Melville Glades, Mt Lawley and WA Golf Club courses and the 12's Bruce Cup Tennis held at Alexander Park Tennis Club. All events were outstanding and received numerous accolades from visiting state officials and parents. We won gold in the 12's Boys and Girls Hockey. What an outstanding effort!! We were a credible 2nd in Girls AFL Football and Boys Volleyball, 3rd in Triathlon and Boy's 18 Basketball. Both the Senior High School and District High School Country Week competitions grow from strength to strength. Congratulations to all who contributed. Primary School Sport is

continuing to expand, both at the domestic level of competition and interstate championship level. Keep up the good work! I believe this is a direct result of having Robyn Brierley in the Office.

NATIONAL SCENE

The School Sport Australia State Presidents' group meeting devotes time to issues that each State and Territory has and we share ideas and possible solutions to those issues. As well as issues that affect the running of SSA. Under the new constitution, which if passed, will come into effect in November 2013 for 2014 there will be a new structure for SSA. Each State and Territory jurisdiction will be represented on the Management Board for SSA. At the moment WA is fortunate in that we have two representatives. Peter Smith and I represent SSWA's perspective of School Sport. Also future conferences for SSA will be limited to one per year.


FUTURE CHALLENGES

I have already spoken about the volunteer and the importance of being vigilant in our recruitment of young teachers. SSWA also needs to identify and document its champions of Sport in our champion Schools competitions to recognise schools that do School Sport well. We need good stories at all levels - School, Zone and Region. We could also include National and International stories as well. This will help SSWA in maintaining and keeping up-to-date records for the Darryl Bell Wall of Fame.

CONCLUSION

The SSWA Sport Coordinators and Interstate Officials give an enormous amount of volunteer time and effort to ensure that our programs are conducted professionally and efficiently. Without their valuable involvement we would be unable to present the extensive number of sports that we do. We acknowledge our fantastic Sport Coordinators and Interstate Officials and ask them to continue in this role for 2013.

On behalf of SSWA I would like to thank the office staff of Peter Smith, Robyn Brierley, Lynda Merritt, Zoe Prue, Christine Sheen, Sally Zirnig and the SSWA Management board for their ongoing excellent contribution to the increased efficiencies of SSWA, their professional work ethic and outstanding contribution in running and promoting the association. On behalf of SSWA, I applaud this generous donation of time that is freely given by so many of our volunteers; I believe participation in our programs allows students to achieve a wide range of educational outcomes. Once again I look forward to the coming year for your continued support, effort and dedication in helping organise and coordinate school sport as part of the wider family of SSWA.



MURRAY FARR
PRESIDENT, SSWA (Inc)

1. *"Improving School Sport and Physical Education in Your School"*. By the Department of Education and Early Childhood Development Victoria.

2012 SCHOOL SPORT WA DIRECTOR'S REPORT

School Sport WA would like to thank Robyn Brierley [Executive Officer], Lynda Merritt [Sports Administrator], Zoe Prue [Sports Administrator], Christine Sheen [Finance Officer] and Sally Zirnis [Junior Sports Administrator] for their outstanding commitment to SSWA over the year.

The SSWA AGM was held on Thursday 29th March and all management positions were filled. Murray Farr and Peter Della-Vedova were re-appointed to their roles of President and Primary Committee Chairperson respectively.

SSWA hosted three School Sport Australia National Championships in 2012. The Triathlon Championship was held in Busselton, the 19yrs and Under Golf in Perth and the Bruce Cup 12yrs Tennis at Alexander Park Tennis Club. All events were extremely successful and showcased our wonderful state and our expertise in hosting National Championships.

SSWA participated in 20 School Sport Australia Championships in 2012 which involved 601 students and 103 staff in 35 teams attending events all around Australia. The boys and girls 12yrs Hockey teams both won their Championship in Adelaide. The girl's golf team were also successful at their Championship in Perth.

Senior High School and District High School Country Week events are still a highlight on the SSWA event calendar and continue to be strongly supported by regional schools attracting strong media coverage by local press. Senior High School Country week brings over 3500 students and staff to Perth for a week long sporting carnival in July and District High Schools Country week sees almost 1000 staff and students from smaller and remote schools in attendance.

Our Champion Schools program continues to grow under the direction of our sport coordinators.

School Sport WA hosted the School Sport Australia National Conference in Mandurah in early November. SSWA received high praise from the conference delegates for an excellent two day conference.

SSWA takes this opportunity to thank all students, teachers and key delivery agents who assisted in any way with the presentation of School Sport WA in 2012. Special thanks to the management committee, the sport coordinators and their committees for their untiring voluntary efforts.

School Sport WA looks forward with anticipation to another busy year in 2013 and to the continued support of teachers in schools who volunteer their time to planning and preparing teams for events on behalf of their students.



PETER SMITH
SSWA DIRECTOR OF SPORT
December 2012

2012 SECONDARY MANAGEMENT COMMITTEE REPORT

2012 was again full of activity for Secondary School Sport. As always, thanks are due to the vast number of teacher volunteers who conduct our Interstate and Champion Schools Competitions. Through their efforts, SSWA has reached tens of thousands of secondary school students.

In 2012, SSWA competed in over 19 sports at secondary state level. The SSWA Office conducted our flagship events of secondary swimming and secondary track and field carnivals; and again we saw increased numbers competing in the annual Country Senior High Schools Carnival and also in the District High Schools Carnival. Additionally, WA successfully hosted SSA National Championships in Triathlon and Golf.

Champion Schools' competitions were conducted in 20 different sports at secondary level. Every school week of the year, thousands and thousands of school children engage in active, healthy, well structured sport through the Champion Schools Competitions.

Thank you to our regional representatives for their ongoing work in linking SSWA and Sport in secondary schools. The network created through our regional representatives ensures we are linked directly to teachers in schools, allowing us to respond more directly to their needs.

Let me thank the amazing range of volunteer teachers without whom our sports would not operate. Thank you also to the extremely efficient and hard working SSWA office staff and to the members of the Secondary Management Committee for their diligence and dedication to School Sport in Western Australia.



PETER SINCLAIR
SSWA SECONDARY VICE PRESIDENT

2012 PRIMARY MANAGEMENT COMMITTEE REPORT

The Primary sector is certainly a growth area for SSWA. The number of sports on the interstate calendar increases every year. We are also getting more and more primary teachers involved in managing and coaching the interstate teams. The commitment and dedication of the team managers and coaches is to be commended.

A WA team attended the National AFL Championship in Adelaide. The selection process was quite rigorous in selecting a team of 23. The boys in the team acquitted themselves well and they were competitive with the other states. The coaches and managers did a great job in fostering the ethos of SSWA while encouraging the players to compete to the best of their ability.

Primary netball was our newest interstate sport this year with a team attending the national event in Adelaide. It was a huge learning experience for our girls. They showed pleasing development as the tournament progressed.

The Primary Cross Country was again a huge event held at UWA Sports Park in Mount Claremont. The number of participants has peaked at about 1500 but the event is a major part of many schools' running calendar. The weather isn't always kind to the organisers but the day is always enjoyed by all. The organisers do a superb job in making sure the event runs smoothly and efficiently at all times. Thanks especially to Daryl Mansfield for stepping up to the organiser's role and running such a superb day.

We again had a primary contingent in the National Cross country event in Adelaide. They competed in the worst conditions but managed to finish which was a major achievement in itself. The staff and students are all to be commended on their positive attitudes and exemplary behaviour during the entire trip. A big thank you to Luke Cunningham and Vicki Delves who stepped in to manage the primary teams at the last moment. They did a superb job.

Another team sport in their third year of competition at the interstate level was 12 year old girls and boys Football(Soccer). The teams travelled to Darwin and enjoyed competing against the other states. This competition will benefit our players in the future. Staff and students had an enjoyable trip.

School Sport WA successfully hosted the Bruce Cup Primary Tennis Championship in Perth for the first time. The event was held at the Alexander Park Tennis Club and was an outstanding competition.

It is pleasing to see the number of primary school teachers who are becoming involved in SSWA events. Many are then stepping up in to management and coaching roles at the interstate level. The challenge still exists for our organisation to encourage more teachers to participate as leaders in the events overseen by SSWA, both at the interschool and the interstate levels.

The role of SSWA has been well documented and it does play the most significant part in providing sporting opportunities for students in WA schools. The volunteers are an essential part of our organisation being able to provide these events for our students. However, the role of the SSWA office staff cannot be underestimated. The hard work and dedication of the office team is another critical factor in the quantity and quality that is offered to WA students. My sincere thanks to Peter Smith, Robyn Brierley, Lynda Merritt, Zoe Prue, Christine Sheen and Sally Zirniss.

Robyn Brierley is now filling the role of Executive Officer at SSWA. She continues to work diligently for the primary cause. Lorraine Feddema has been involved in developing the students with disability area. John Lawniczak and Daryl Mansfield have again run a number of sports and have taken teams away to interstate competitions. Alex McLennan has stepped in to co-ordinate a number of sports and has also travelled away as a manager of an interstate team. I have continued my involvement with SSWA although heading to the retirement pasture.

Our challenges in the near future are in introducing new interstate sports, the adjustments necessary with the year 7's moving to high school and getting new teachers involved in school sport.

Many thanks to the Primary Management Group of Daryl Mansfield, John Lawniczak, Robyn Brierley, Alex McLennan and Lorraine Feddema. Your efforts are much appreciated.

Peter Della-Vedova
SSWA PRIMARY VICE PRESIDENT

2012 SECONDARY CHAMPION SCHOOLS RESULTS

SPORT	TEAMS / SCHOOLS	DIVISION	RESULT	SPORT COORDINATOR
AFL (BOYS)	578 teams	Cable	Clontarf Aboriginal College	Peter Smith SSWA Office
		Jakovich	Mandurah Catholic College	
		Glendinning	n/a	
		Walker Cup	Albany SHS	
		WAFC Yr 8/9 Boys	Darling Range Sports College	
		WAFC Yr 10 Boys		
AFL (GIRLS)	60 teams	Moore	Corpus Christi College	Geoff Hayes Mandurah SC
		White	St Mary's AGS	
		Vanderwiede	Katanning SHS	
BASEBALL	8 teams	Open Champion	South Fremantle SHS	Graham Johnson Warwick SHS
		Yr 8/9	nil	
BASKETBALL	130 teams	Senior Boys	Willetton SHS	Brad Spicer Belmont City College
		Senior Girls	Willetton SHS	
		Junior Boys	Willetton SHS	
		Junior Girls	Willetton SHS	
CRICKET	125 teams	Kim Hughes Shield	Kent St SHS	Peter Green Ballajura CC
		Graeme Wood Shield	Albany SHS	
		Geoff Marsh Shield	Corpus Christi College	
		Peta Verco Shield	Emmanuel CC	
CROSS COUNTRY	1389 individuals	Overall	Sacred Heart College	Kylee Coonan Melville SHS
		Boys	Trinity College	
		Girls	Penrhos College 1	
EQUESTRIAN	180 individuals		Great Southern Grammar	Liz Richards Kelmscott SHS
FOOTBALL (SOCCER)	260 teams	Senior Boys	Woodvale SHS	Paddy Rooney Clarkson CHS
		Senior Girls	Woodvale SHS	
		Senior Shield		
		Junior Boys	Safety Bay SHS	
		Junior Girls	Shenton College	
GOLF	88 individuals	Boys Open	Curtis Luck Hale School	Derek Bickford Corpus Christi
		Girls Open	Minjee Lee Como SC	
HOCKEY (BOYS)	27 teams	David Bell Cup	Como SC	Andrew Mellor Como SC
		Ross Meadows Shield	Como SC	
HOCKEY (GIRLS)		Buchanan Cup	Penrhos College	Vacant 2012
NETBALL		Open Girls	Darling Range Sports College	Tracey Carrington
		Year 10 Girls	Aranmore College	
		Lower Girls	Darling Range Sports College	
		Open Boys	Warwick SHS	
ORIENTEERING	808 Individuals	Champion School	Bunbury CGS	Ian Dalton Emmanuel CC
RUGBY LEAGUE		Open	TBA	Isaac Thomas Rockingham SHS
		Year 10	TBA	
		Year 8/9	TBA	
SOFTBALL	5 teams	Open	Darling Range SC	Greg Blair Huntingdale PS
SWIMMING	37 schools	See below		Vacant 2011

SURFING	Surfing	Overall	Margaret River Senior High	John McTaggart Margaret River SHS
		Senior Boys	Margaret River Senior High	
		Senior Girls	Margaret River Senior High	
		Junior Boys	Margaret River Senior High	
		Junior Girls	Mackillop Catholic College	
TABLE TENNIS			No Competition Held	John Lawniczak West Greenwood PS
TENNIS	Metro - 108 teams (28 schools) Country - 128 teams	Metro		Andrea Rundle Katanning SHS
		Slazenger Girls	Applecross SHS	
		Slazenger Boys	Applecross SHS	
		Mursell Girls	Applecross SHS	
		Mursell Boys	Applecross SHS	
		Herbert Edwards Yrs 8-10 Boys Div 1	Applecross SHS	
		Herbert Edwards Yrs 8-10 Girls Div 1	Applecross SHS	
		Herbert Edwards Yrs 8-10 Boys Div 2	Perth Modern School	
		Herbert Edwards Yrs 8-10 Girls Div 2	Shenton College	
		Country		
		Herbert Edwards Boys	Kearnan College	
		Herbert Edwards Girls	Nagle Catholic College	
		Mursell Boys	Bunbury Catholic College	
		Mursell Girls	McKillop Catholic College	
TOUCH	117 teams	Open Boys	Aranmore	Rebecca Fraser Lakeland SHS
		Open Girls	Lakeland SHS	
		Yr 8/9 Girls	Aranmore	
		Yr 8/9 Boys	Aranmore	
TRACK & FIELD	53 schools	See below		Sasha Brown Kelmscott SHS
TRIATHLON	120 individuals 173 teams	Individual Event		Stuart Denton Duncraig SHS
		12/13 Girls	Kinross College	
		12/13 Boys	Melville SHS	
		14/15 Girls	Rossmoyne SHS	
		14/15 Boys	St Marks Anglican	
		16/0 Girls	Penrhos College	
		16/0 Boys	Christchurch Grammar School	
		Champion School	Duncraig SHS	
		Team Event		
		Yr 8 Girls	Sacred Heart College	
		Yr 8 Boys	Shenton College	
		Yr 9 Girls	Duncraig SHS	
		Yr 9 Boys	Mt Lawley SHS	
		Yr 10 Girls	Tranby College	
		Yr 10 Boys	Shenton College	
		Yr 11 Girls	Shenton College	
		Yr 11 Boys	Guildford Grammar	
		Champion School	Penrhos College	
VOLLEYBALL	103 teams	Junior Boys	Mandurah Baptist College	John Vincent Greenwood SHS
		Junior Girls	Mandurah Baptist College	
		Senior Boys	Greenwood College	
		Senior Girls	Mercedes College	
WATER POLO	22 teams	Open Boys	CBC Fremantle A	Gemma Hadley Balga SHS
		Open Girls	Darling Range SC	
		Junior Boys	CBC Fremantle A	
		Junior Girls	John XX111 College	
YACHTING	3 schools 9 teams	Team	Scotch College	Geoff Hayes Mandurah SC

2012 - SECONDARY CROSS COUNTRY

Boys Overall		Girls Overall		Overall Champion Schools	
1	Trinity College	1	Penrhos 1	1	Sacred Heart College 1
2	CBC 1	2	Sacred Heart	2	John XXIII College 1
3	John XXIII 1	3	Iona 1	3	St Stephens Duncraig 1

2012 TRACK & FIELD

Division A		Division B	
Churchlands SHS	1245	Applecross SHS	1323
Kelmscott SHS	1231	Darling Range SC	1241
Carine SHS	1197	Greenwood College	1097
Rossmoyne SHS	1163	Perth Modern School	1091
Duncraig SHS	1107	Melville SHS	1078
Shenton College	1088	Woodvale SC	1028
John Curtin COA	834	Lesmurdie SHS	933
Willetton SHS	825	Leeming SHS	899
Canning Vale College	761	Wanneroo SHS	605
Division C		Division D	
Como Secondary College	1273	Mt Lawley SHS	1993
Ocean Reef SHS	1105	Ellenbrook SC	1406
Thornlie SHS	1083	Ballajura CC	1045
Warwick SHS	1040	Belridge SHS	1019
John Forrest SC	1007	Lakeland SHS	883
Governor Stirling	972	Lynwood SHS	737
Mirrabooka SHS	938	Gilmore College	724
Comet Bay College	929	Hampton SHS	638
Hamilton SHS	910	Eastern Hills SHS	612
Division E		8-10 F Division	
Atwell College	1476	Kinross College	1455
Kent St SHS	1118	Ashdale SC	1164
Warnbro CHS	1036	Moore Districts	956
Morley SHS	967	Kalamunda SHS	938
Northam SHS	943	Balga SHS	740
Balcatta SHS	915	Girrawheen SHS	710
Lockridge SHS	878	Bullsbrook DHS	596
Clarkson CHS	703		
South Fremantle SHS	559		

2012 SECONDARY SWIMMING

Division A		Division B	
Churchlands	938	Mt Lawley	746
Perth Modern	736	Willetton	734
Rossmoyne	645	Woodvale	649
Carine	560	Darling Range	639
Shenton	512	Lesmurdie	552
Applecross	458	Leeming	397
Duncraig	336	Ocean Reef	366
John Curtin	228	Kelmscott	285
Division C		Division D	
Melville	745	Comet Bay	662
Greenwood	633	Kent St SHS	620
Kalamunda	561	Ballajura	594
Warnbro	444	Governor Stirling	393
Moore Districts	399	Northam	386
Como	351	Warwick SHS	297
John Forrest	302	South Fremantle	229
		Lynwood	232
Division E			
Lakeland	662		
Ellenbrook SC	624		
Hampton SHS	599		
Wanneroo SHS	536		
Hamilton SHS	471		
Morley SHS	256		

2012 YR 10 LIGHTNING CARNIVAL GRAND FINALS

AUSTRALIAN RULES FOOTBALL

PLACE	A DIVISION
1	Newman College
2	CBC Fremantle

GIRLS FOOTBALL

PLACE	A DIVISION
1	John Curtin COA
2	Safety Bay SHS

BOYS FOOTBALL

PLACE	A DIVISION
1	Ocean Reef SHS
2	Churchlands SHS

GIRLS BASKETBALL

PLACE	A DIVISION
1	Willetton SHS
2	Woodvale SHS

BOYS BASKETBALL

PLACE	A DIVISION
1	Willetton SHS
2	Woodvale SHS

GIRLS NETBALL

PLACE	A DIVISION
1	Darling Range Sports College
2	Governor Stirling SHS

2012 PRIMARY CHAMPION SCHOOLS RESULTS

SPORT	TEAMS/ SCHOOLS	DIVISION	RESULT	SPORT COORDINATOR
AFL	472 teams	Eagles Cup		Daryl Mansfield South Perth PS
BASKETBALL		Girls Champion School	East Butler PS	Alex McLennan
		Boys Champion School	CBC Fremantle	Ocean Reef PS
CROSS COUNTRY	1551 individuals	See below		Daryl Mansfield South Perth PS
EQUESTRIAN	25 teams		Gidgegannup PS	Elizabeth Richards Kelmscott SHS
FOOTBALL (SOCCER)	26 teams (girls) 42 teams (open)	Northern Region – Open	Irene McCormack CC	Tony Carvajal Banksia Park PS
		Northern Region – Girls	Kinross PS	
		Southern Region – Open	CBC Fremantle	
		Southern Region – Girls	Phoenix PS	
		Eastern Region – Open	Forrest Crescent PS	
		Eastern Region – Girls	Woodbridge PS	
		Southern Peel Region – Open	Leda PS	
		Peel Region – Girls	Safety Bay PS	
		Overall State Winner – Open	Irene McCormack CC	
		Overall State Winner – Girls	Phoenix PS	
GOLF	69 students from 23 schools	Stroke Play	Coolbinia PS	Greg Ash Mt Lawley PS
		Modified Stroke Play -	Lake Joondalup Baptist	
HOCKEY	7 teams	Mixed – North	Swanbourne PS	Keith Harper Parkwood PS
		Mixed - South	Cancelled (due to weather)	
NETBALL	124 schools	West Coast Fever Cup		Marion Burt Samson PS
ORIENTEERING	808 Individuals	Champion School	St Brigids PS	Ian Dalton Emmanuel CC
RUGBY LEAGUE TAG COMP TACKLE COMP		Champ School Tag Champ Boys Tackle Champ Girls Tackle Goldfields League Tag	TBA	Matthew Smith Warnbro PS
SWIMMING	12 schools	See below		John Lawniczak West Greenwood PS
TABLE TENNIS			No competition held	John Lawniczak West Greenwood PS
TENNIS	Metro Country	Metro Boys	Doubleview PS	Thomas Luttrell South Perth PS
		Metro Girls	Nedlands PS	
		Academy Plate	St Josephs PS	
TOUCH	32 teams	Year 7 Girls	Beeliar PS	Debbie Quan Brookman PS
		Year 7 Boys	Southlake PS	
		Year 5/6 Girls	Bibra Lake PS	
		Year 5/6 Boys	Yangebup PS	
TRIATHLON	144 Teams	Champion School	Scotch College/Subiaco PS	Stuart Denton Duncraig SHS

2012 PRIMARY CROSS COUNTRY

Boys Overall		Girls Overall		Overall Champion School	
1	Scotch College	1	Methodist Ladies College 1	1	Beaumaris PS
2	Beaumaris PS	2	Adam Road PS	2	North Woodvale PS
3	North Woodvale PS	3	Beaumaris PS	3	Adam Road PS
4	Dalyellup College	4	Sorrento PS	4	Dalyellup College
5	Connolly PS	5	Shelley PS	5	Connolly PS

2012 PRIMARY SWIMMING

A Division			B Division		
1	Floreat PS	543	South Perth PS	661	
2	Wembley PS	478	Coolbinia PS	560	
3	Mt Lawley PS	441	Joondalup PS	535	
4	Carine PS	431	Ocean Reef	461	
5	Subiaco PS	387	Duncraig PS	410	
6	Sorrento PS	328			
7	Marmion PS	236			

2012 SOUTH WEST REGION EVENTS

SWIMMING

PLACE	
1	Bunbury SHS
2	Collie SHS
3	Australind SHS
4	Margaret River SHS
5	Newton Moore
6	Busselton SHS
7	Dalyellup College

TRACK & FIELD

PLACE	A DIVISION
1	Bunbury
2	Newton Moore
3	Manjimup
4	Collie
5	Margaret River
6	Australind
7	Busselton

PLACE	MERITORIOUS
1	Bunbury SHS

TRIATHLON

Overall Champion Schools	
1	Bunbury Catholic College
2	Bunbury Grammar
3	Bunbury SHS

2012 SCHOOL SPORT AUSTRALIA NATIONAL CHAMPIONSHIPS WA RESULTS

SPORT	OFFICIALS	CAPTAIN	MEDAL WINNER	NATIONAL REPRESENTATIVE	TEAM RESULT
AFL 12 Boys	Michael Barton (C) Leon Wilson (AC) Michael Minson (M) Alex McLennan (TL)	Rylie Morgan Louis Miller James McCormick	-	-	5th
AFL WA1 15 yrs Boys	Ray Barrett (C) John Batten (AC) Peter Della-Vedova (M) Ian Temby (TL)	Greg Clark Ethan Burnett	Ethan Burnett	Greg Clark Ethan Burnett	5th
AFL 16yrs Girls	Oliver Beath (C) Narelle Scott (M) Geoff Hayes (AC) David Traynor (TL)	Sabrina Traub	Caitlyn Edwards	-	2nd
BASEBALL	Mark Pettit (C) Graham Johnson (M) Carol Williams (T)	Jason Warburton	David Smith	Mitchell Waterhouse Sam Kennelly David Smith	3rd
BASKETBALL 18yrs Girls	Blair Kearsley (C) Heather Anderson (M) Josh Butler (TL)	Mikayla Pirini	Mikayla Pirini	Mikayla Pirini	5th
BASKETBALL 18yrs Boys	Mike Ellis (C) Clayton Bird (M) Josh Butler (TL)	Nick Bailey	Luke Roberts	Keanu Pinder Luke Roberts	3rd
BASKETBALL 12yrs Girls	Emma Berryman (C) Jeanette Bell (M) Josh Butler (TL)	Emily Nixon	-	-	7th
BASKETBALL 12yrs Boys	Aaron Berryman (C) Robert Ford (M) Josh Butler (TL)	Kyle Bowen	-	-	7th
CRICKET	Sam Davis (C) Scott Ogilvie (A/C) Ian Bycroft (M) David Baird (S) Lindsay Flinn (WACA)	Clint Hinchcliffe	Clint Hinchcliffe	Clint Hinchcliffe Jake Lewis	2nd
CROSS COUNTRY	Peter Della-Vedova (TL) John Lawniczak (C/M) Sasha Brown (C/M) Vicki Delves (C/M) Luke Cunningham (C/M) Daryl Mansfield (C/M) Paul Heywood (C/M) Mark See (C/M)	Amy McCormick Chartt Miller	Chartt Miller	Chartt Miller	6th
DIVING	Mike Tinley	-	-	-	-
FOOTBALL (Soccer) 19yrs Girls	Hayley Poller (M) Wayne Baseden (C) Peter Rickers (TL)	Giorgia Alford	Giorgia Alford		6th
FOOTBALL (Soccer) 19yrs Boys	Alf Debono (C) Tony Campbell (M) Peter Rickers (TL)	Scott Witschge	Jake Luik	Iaosa Saemo	4th
FOOTBALL (Soccer) 12 yrs Girls	Gavin Brown (C) Heidi Holland (M) Marianne Riley (TL)	Katherine Grayson	-	-	
FOOTBALL (Soccer) 12 yrs Boys	Tony Carvajal Paul Planken (M) Marianne Riley (TL)	Jack Bardsley Christopher Hall	-	-	
GOLF	Kyle Lewis (TL) Susan Thompson (C/M) Derek Bickford (C/M)	Curtis Luck Chloe Beckwith	Claudia Pisano	Curtis Luck Jarrad Felton Hannah Green Rachita Vasandari Chloe Beckwith	4th
HOCKEY 12yrs Girls	Keith Harper (C) Kim Johnstone (M) Phillip Woodhouse (TL)	Ashleigh Barbetti	-	-	1st
HOCKEY 12yrs Boys	Tamara Cowan (C) Theo Gummery (M) Phillip Woodhouse (TL)	Lachlan James	-	-	1st
HOCKEY 16yrs Girls	Leith Woods (C) Jenny Pendlebury (M)	Elysia Burvill	Emma Fleay	Elysia Burvill Britany McNab	5th

SPORT	OFFICIALS	CAPTAIN	MEDAL WINNER	NATIONAL REPRESENTATIVE	TEAM RESULT
	Warren Miller (TL)				
HOCKEY 16yrs Boys	Andrew Mellor (C) Annie Grieve (M) Warren Miller (TL)	Fraser Gerrard	Fraser Gerrard	Fraser Gerrard Oliver Hill Hayden Walker Bryn de Bes Elliott Barton	2nd
NETBALL 12yrs Girls	Zenda Cocivera (C) Kelly Murphy (AC) Marion Burt (M)	Karina Graham Abigail Doorey	-	-	-
NETBALL	Sue Gerrard (C) Sonia Soltoggio (AC) Colleen Hayes (M)	Caitlin Dirou Moeriana Bullen	Tyler Rollo	Sophie Garbin	6th
ORIENTEERING	Jill Elderfield (C) Jan Fletcher (M) Tony Simpkins (OAWA)	Kelly Martin Brennan Penfold	Brennan Penfold		7th
RUGBY LEAGUE 12 yrs	Matthew Smith (M)	Trent Maniherea-Paul	Tyrin Wyllie	-	6th
RUGBY LEAGUE 15 yrs		Jake Doubikin	Jake Doubikin	Jake Doubikin Kiam Fletcher Jeremy Thwaites	2nd
SOFTBALL	Josh Butler (TL) David Stivey (C) Aimee Paterniti (M)	Shannon Hearne	Taylor Bolland	Shannon Hearne Taylor Bolland Shinae Hearne	5th
SURFING	Tracy Cameron (A/M) Scott Cameron (M)		-		4th
SWIMMING	Lorraine Feddema (TL) George Brown (C/M) John Fussell (C/M) Mark Saggars (C/M) Katya Anderson (C/M) Fiona Njirich (C/M) Hayden Williams (WA Swimming)	Megan Saggars	Alex Chin	-	-
TENNIS Primary	Thomas Luttrell (C/M) Andrea Rundle (TL) Angela Luttrell (C/M)	-	-	-	6th
TENNIS Secondary	Thomas Luttrell (C/M) Andrea Rundle (TL) Angela Luttrell (C/M)	Louis Asser Imogen Howes		Madison Inglis	4th
TOUCH (Girls)	Debbie Quan (C) Duncan Brown (M) Kelly Wetton (TL)	Taya Antonievic	Macey Simpkins	Macey Simpkins	5th
TOUCH (Boys)	Trevor Twose (C) Rebecca Fraser (M) Kelly Wetton (TL)	Jayden Ngamanu	Jayden Ngamanu	Jayden Ngamanu	3rd
TRIATHLON	Tony Banks (C) Justin Cordingley (M) Kylie Windle (M) Graham Maier (TL)	Mikayla Falconer Sam Zehnder	Tiffany illingworth	-	3rd
VOLLEYBALL (Girls)	Greg Anderson (C) Tahlia Milroy (M) Ingrid Hand (TL)	Siew Mei Yong	Sarah Ryan	Sarah Ryan	4th
VOLLEYBALL (Boys)	Kieran Cranley (C) Antonella DeGregoris (M) Ingrid Hand (TL)	Oswald Tan	Oswald Tan	Oswald Tan Alvin Goh Brendan Cho	2nd
WATER POLO (Boys)	David Outhwaite (C) Jodie Mellor (M) Janelle Avins (TL)	Pierce Manning	Daniel Whitehead		5th
WATER POLO (Girls)	Gemma Hadley (C) Zoe Stenhouse (M) Janelle Avins (TL)	Casey Rushforth	Heather Scott	Heather Scott	4th

(C) Coach, (AC) Assistant Coach, (C/M) Coach/Manager, (M) Manager, (TL) Tour Leader, (T) Trainer, Physiotherapist (P)

2012 SENIOR HIGH SCHOOL COUNTRY WEEK RESULTS

CHAMPION SCHOOL

1 ST PLACE	Bunbury SHS	573
2 ND PLACE	Albany SHS	570
3 RD PLACE	Australind SHS	541

MERITORIOUS SHIELD WINNER

1 ST PLACE	WACoA Narrogin
-----------------------	----------------

INDIVIDUAL SPORTS RESULTS

GIRLS HOCKEY

PLACE	A DIVISION	
1	Albany SHS	
2	Great Southern Grammar	

BOYS HOCKEY

PLACE	A DIVISION	B DIVISION
1	Narrogin SHS	WACoA Narrogin
2	Great Southern Grammar	Geraldton SC

BOYS AUSTRALIAN RULES FOOTBALL

PLACE	A DIVISION	B DIVISION	C DIVISION	D DIVISION
1	Albany SHS	WACOA - Cunderdin	Margaret River SHS	WACoA Narrogin
2	Newton Moore SHS	Manjimup SHS	Busselton SHS	Collie SHS

GIRLS AUSTRALIAN RULES FOOTBALL

PLACE	A DIVISION
1	Northam SHS
2	Bunbury Cathedral Grammar

NETBALL

PLACE	A DIVISION	B DIVISION	C DIVISION	D DIVISION	E DIVISION
1	Margaret River SHS	John Tonkin College	Pinjarra SHS	Denmark HS	Kearnan College
2	Bunbury SHS	Manea Senior College	Eaton Community College	WACOA - Cunderdin	Kalgoorlie-Boulder CHS

BOYS VOLLEYBALL

PLACE	A DIVISION	B DIVISION	C DIVISION	D DIVISION
1	Newton Moore SHS	Manea Senior College	Hedland SHS	Cape Naturaliste College
2	Christmas Island DHS	Esperance SHS	Denmark HS	Halls Head Community College

GIRLS VOLLEYBALL

PLACE	A DIVISION	B DIVISION	C DIVISION	D DIVISION	E DIVISION
1	Newton Moore SHS	North Albany SHS	Manea SC.	Katanning SHS	Tom Price SHS
2	Margaret River SHS	Esperance SHS	Hedland SHS	Newman SHS	WACoA Narrogin

BOYS BASKETBALL

PLACE	A DIVISION	B DIVISION	C DIVISION	D DIVISION	E DIVISION
1	Bunbury SHS	Esperance SHS	Eaton Community College	Cape Naturaliste College	Merredin SHS
2	Geraldton Senior College	John Tonkin College	Derby DHS	Katanning SHS	Dalyellup College

GIRLS BASKETBALL

PLACE	A DIVISION	B DIVISION	C DIVISION	D DIVISION
1	Bunbury SHS	Bunbury Cathedral Grammar	North Albany SHS	Collie SHS
2	Albany SHS	Pinjarra SHS	Manjimup SHS	Eaton Community College

BOYS FOOTBALL (SOCCER)

PLACE	A DIVISION	B DIVISION	C DIVISION	D DIVISION
1	Albany SHS	Eastern Goldfields College	Hedland SHS	Kalgoorlie-Boulder CHS
2	Great Southern Grammar	Manea Senior College	Cape Naturaliste College	WACoA Harvey

GIRLS FOOTBALL (SOCCER)

PLACE	A DIVISION	B DIVISION	C DIVISION
1	Albany SHS	Cape Naturaliste College	Eastern Goldfields College
2	Newton Moore SHS	Bunbury Cathedral Grammar	Geraldton Grammar School

TOUCH FOOTBALL

PLACE	A DIVISION	B DIVISION	C DIVISION
1	Bunbury SHS	Newman SHS	Ocean Forest Lutheran College
2	Albany SHS	Australind SHS	Katanning SHS

DANCE

PLACE	A DIVISION
1	Bunbury SHS
2	Australind SHS

**SPEECH AND DEBATING
OVERALL WINNING SCHOOL**

PLACE	SCHOOL
1	Bunbury Cathedral Grammar
2	Great Southern Grammar

2012 DISTRICT HIGH SCHOOL COUNTRY WEEK RESULTS**MIXED HOCKEY**

PLACE	A DIVISION
1	Wongan Hills DHS

MIXED VOLLEYBALL

PLACE	A DIVISION	B DIVISION
1	Shark Bay DHS	Roleystone DHS #2

MIXED FOOTBALL (SOCCER)

PLACE	A DIVISION	B DIVISION
1	John Willcock College	Roleystone DHS

MIXED BASKETBALL

PLACE	A DIVISION	B DIVISION
1	Mullewa DHS	Mt Magnet DHS

BOYS BASKETBALL

PLACE	A DIVISION
1	Kulin DHS

GIRLS BASKETBALL

PLACE	A DIVISION
1	John Willcock College

AUSTRALIAN RULES FOOTBALL

PLACE	9 A-SIDE DIVISION
1	Exmouth DHS

AUSTRALIAN RULES FOOTBALL

PLACE	12 A-SIDE DIVISION
1	Bullsbrook DHS

NETBALL

PLACE	A DIVISION	B DIVISION	C DIVISION	D DIVISION
1	Roleystone DHS #	John Willcock College	Morawa DHS	Kalbarri DHS

BADMINTON

PLACE	A DIVISION	B DIVISION	C DIVISION	D DIVISION
1	Pemberton DHS #2	Bullsbrook DHS #3	Kalbarri DHS #1	Bullsbrook DHS #2

2012 INTERSCHOOL SPORT PROGRAMS

	SPORT	Prim	Lower Sec	Open	Yr 10 Light. Carnival GF	Senior High County Week	District High Country Week	SW Region	Total Events	Participation Nos.	
										Staff	Students
1	AFL Football (B)	√	√√	√	√	√√	√√		9	780	19700
	AFL Football (G)		√	√		√			3	100	3000
2	Badminton						√√		2	10	100
3	Baseball (B)		√	√					2	20	250
4	Basketball (B)	√	√√	√	√	√	√		7	276	2860
	Basketball (G)	√	√√	√	√	√	√		7	230	2200
	Basketball (B&G)	√					√		2	30	300
5	Cricket (B)	√	√	√					3	150	2500
6	Cross Country (B)	√	√	√					3	100	1430
	Cross Country (G)	√	√	√					3	100	1400
7	Diving (B&G)										
8	Equestrian (B&G)	√		√					2	10	180
9	Golf (B)	√		√					2	20	200
	Golf (G)	√		√					2	20	200
10	Hockey - (B)		√	√		√			3	48	720
	Hockey - (G)			√		√			2	40	600
	Hockey (B&G)	√					√		2	20	250
11	Netball (G)	√	√√	√	√	√	√	√	8	450	5100
	Netball (B)		√	√					2	30	300
12	Orienteering	√	√	√					3	50	690
13	Rugby League (B)	√	√	√					3	280	5600
14	Soccer (B)	√	√√	√	√	√			6	330	6000
	Soccer (G)	√	√√	√	√	√			6	216	3400
	Soccer (B&G)						√		1	12	180
15	Softball (G)			√					1	12	180
16	Table Tennis										
17	Surfing (B)		√	√					2	60	2000
	Surfing (G)		√	√					2	40	1000
18	Swimming	√	√	√				√	3	85	3000
19	Tennis (B)	√	√	√					3	145	950
	Tennis (G)	√	√	√					3		
20	Touch (B)		√	√		√			3	80	800
	Touch (G)		√	√		√			3		
	Touch (B&G)	√√√							3		
21	Track & Field		√	√				√	3	220	7000
22	Triathlon (B)	√	√	√				√	3	40	800
	Triathlon (G)	√	√	√				√	3	40	700
23	Volleyball (B)		√	√		√			3	75	750
	Volleyball (B)		√	√		√			3	75	750
	Volleyball (B&G)	√					√		2	30	300
24	Water Polo (B)		√	√					2	20	200
	Water Polo (G)		√	√					2	20	200
25	Yachting (B&G)			√√					2	30	300
									132	4296	76140

Events:	132
Teachers involved:	4296
Students involved:	76140

2012 INTERSTATE SPORT TEAMS

PRIMARY SPORTS

	SPORTS	AGE	HOST	VENUE	DATES	STUDENTS	STAFF	DAYS	Staff School Days	TR DAYS
1	AFL Football (B)	12 (31/12 yoc)	SA	Adelaide	Fri 20 Jul - Sun 29 Jul	21	4	10	6	24
2	Basketball (B & G)	12 (31/12 yoc)	VIC	Melbourne	Sat 11 Aug - Fri 17 Aug	20	4	7	6	24
3	Cross Country (B&G)	12 (31/12 yoc)	SA	Adelaide	Thur 23 Aug - Tue 28 Aug	10	3	6	5	15
4	Hockey (B & G)	12 (31/12 yoc)	SA	Adelaide	Sun 5 Aug - Fri 10 Aug	28	5	6	6	30
5	Netball	12 (31/12 yoc)	SA	Adelaide	Sat 21 Jul - Fri 27 Jul	12	5	8	6	30
6	Rugby League (B)	12 (31/12 yoc)	QLD	Mackay	Sat 4 Aug - Sat 11 Aug	16	2	8	6	12
7	Soccer (B & G) 12'S	12 (31/12 yoc)	NT	Darwin	Sat 1 Sep - Sat 8 Sep	15	5	8	6	30
8	Swimming (B & G)	12 (31/12 yoc)	NSW	Sydney	Sat 28 Jul - Fri 3 Aug	5	1	7	6	6
9	Tennis (B & G)	12 (31/12 yoc)	WA	Perth	Sat 13 Oct - Sat 20 Oct	14	3	8	6	18
						141	32	68	53	189

SECONDARY SPORTS

	SPORTS	AGE	HOST	VENUE	DATES	STUDENTS	STAFF	DAYS	Staff School Days	TR DAYS
1	AFL Football (B)	15 & U, (31/12 yoc)	SA	Adelaide	Fri 20 Jul - Sun 29 Jul	25	5	10	7	35
2	AFL Football (G)	17 & U, (1/6 yoc)	SA	Adelaide	Fri 20 Jul - Sun 29 Jul	24	4	10	7	28
3	Baseball (B)	17 & U, (1/6 yoc)	SA	Adelaide	Sun 20 May - Sat 26 May	18	4	7	6	24
4	Basketball (B & G)	19 & U, (31/12 yoc)	VIC	Melbourne	Sat 11 Aug - Fri 17 Aug	20	5	7	6	30
5	Cricket (B)	15 & U, (1/9 yoc)	TAS	Hobart	Sat 25 Feb - Fri 2 Mar	13	4	8	6	24
6	Cross Country (B&G)	14,16,18,20 (31/12 yoc)	SA	Adelaide	Thur 23 Aug - Tue 28 Aug	72	3	6	5	15
7	Diving (B & G)	13-19, (31/12 yoc)	NSW	Sydney	Sat 28 Jul - Fri 3 Aug	3	1	7	6	6
8	Golf (B)	18 & U, (31/12 yoc)	WA	Perth	Sat 26 Aug - Sat 1 Sep	6	3	7	6	18
9	Hockey - (B & G)	16 & U, (31/12 yoc)	TAS	Hobart	Fri 10 Aug - Sat 18 Aug	32	5	9	6	30
10	Netball (G)	15 & U, (31/12 yoc)	NT	Darwin	Sat 4 Aug - Sat 11 Aug	12	3	8	6	18
11	Orienteering (B&G)	U15, 16-19, (31/12 yoc)	TAS	St Helens	Fri 21 Sep - Sun 30 Oct	6	2	10	6	12
12	Rugby League (B)	15 & U, (31/12 yoc)	NT	Darwin	Fri 22 Jun - Fri 29 Jun	0	1	8	6	6
13	Soccer (B & G) 19'S	19 & U, (31/12 yoc)	QLD	Townsville	Sun 5 Aug - Mon 13 Aug	32	5	9	7	35
14	Softball (G)	17 & U, (30/6 yoc)	ACT	Canberra	Fri 27 Apr - Sat 5 May	15	3	9	7	21
15	Surfing (B & G)	15&U/19&U, (31/12 yoc)	TAS	Nubeena	Sat 1 Dec - Sat 8 Dec	20	2	8	6	12
16	Swimming (B & G)	13-19, (31/12 yoc)	NSW	Sydney	Sat 28 Jul - Fri 3 Aug	48	6	7	5	30
17	Tennis (B & G)	19 & U, (31/12 yoc)	QLD	Toowoomba	Sat 28 Apr - Sun 6 May	16	3	8	6	18
18	Touch (B & G)	15 & U, (31/12 yoc)	QLD	Brisbane	Sun 28 Oct - Fri 2 Nov	28	5	6	6	30
19	Triathlon (B & G)	(13/14)/(15/16)/(17/19) (31/12 yoc)	WA	Busselton	Mon 2 Apr - Thu 5 Apr	33	4	5	5	20
20	Volleyball (B & G)	15 & U, (31/12 yoc)	VIC	Bendigo	Sat 25 Aug - Fri 31 Aug	20	5	7	6	30
21	Water Polo (B & G)	18 & U, (31/12 yoc)	ACT	Canberra	Sun 13 May - Fri 18 May	26	5	6	6	30
						469	78	162	127	472

2012 SCHOOL SPORT AUSTRALIA REPRESENTATION

National Sport Secretaries

Sport	Name	School
Orienteering	Ian Dalton	Emmanuel Catholic College

National Touring Team Officials

Sport	Name	School
Football	Peter Rickers	John Curtin College of the Arts
Football	Wayne Baseden	Willetton SHS
Water Polo	Gemma Hadley	Balga SHS
Hockey	Andrew Mellor	Como Secondary College
AFL	Peter Smith	SSWA
AFL	Ray Barrett	Lockridge SHS

Student Representatives

SSA All Australian Representatives	
Sport	Student
AFL BOYS	Greg Clark Ethan Burnett
BASEBALL	Mitchell Waterhouse Sam Kennelly David Smith
BASKETBALL BOYS	Keanu Pinder Luke Roberts
BASKETBALL GIRLS	Mikayla Pirini
CRICKET	Clint Hinchcliffe Jake Lewis
CROSS COUNTRY	Chartt Miller
FOOTBALL BOYS	Iosa Saemo
GOLF	Curtis Luck Jarrad Felton Hannah Green Rachita Vasandari Chloe Beckwith
HOCKEY BOYS	Fraser Gerrard Oliver Hill Hayden Walker Bryn de Bes Elliott Barton
HOCKEY GIRLS	Elysia Burvill Britany McNab
NETBALL	Sophie Garbin
RUGBY LEAGUE 15s	Jake Doubikin Kiam Fletcher Jeremy Thwaites
SOFTBALL	Shannon Hearne Shinae Hearne Taylor Bolland
TENNIS	Madison Inglis
TOUCH BOYS	Jayden Ngamanu
TOUCH GIRLS	Macey Simpkins
VOLLEYBALL GIRLS	Sarah Ryan
VOLLEYBALL BOYS	Oswald Tan Alvin Goh Brendan Cho
WATER POLO GIRLS	Heather Scott

Independent Audit Report
To The Members of School Sport Western Australia (Inc)

Scope

I have audited the Accounts of School Sport Western Australia (Inc) (SSWA) set out on the attached pages 1 to 3 for the year to 31 December 2012. The Treasurer of SSWA is responsible for the preparation and presentation of the financial report and the information contained therein, and has determined that the basis of accounting used is appropriate to the needs of SSWA Members. I have conducted an independent audit of the Accounts in order to express an opinion to the Members of SSWA on their preparation and presentation. No opinion is expressed as to whether the basis of accounting used is appropriate to the needs of the SSWA Members.

The Accounts have been prepared for the Members of SSWA. I disclaim any assumption of responsibility for any reliance on this report or on the Accounts to which it relates, to any person other than the SSWA Members, or for any purpose other than that for which it was prepared.

My audit has been conducted in accordance with Australian Auditing Standards. My procedures included examination, on a test basis, of evidence supporting the amounts in the Accounts and the evaluation of significant accounting estimates. These procedures have been undertaken to form an opinion as to whether in all material respects the Accounts are presented fairly in accordance with conventional accounting standards.

Audit Opinion

In my opinion, the Accounts present fairly the financial position ("Balance Sheet") of SSWA as at 31 December 2012 and its financial performance ("Profit/Loss Statement") and cash flows for the year then ended.


____ JAPreston ____
Julia Preston BA (Hons), ACA

Wandi, WA 25th March 2013

SCHOOL SPORT WA (INC)

PROFIT/LOSS STATEMENT - CONSOLIDATED
For the 12 Months Ending 31 December 2012

12 months to 31/12/11		12 months to 31/12/12	Appendix
\$		\$	
<u>24,621</u>	Net Sporting Activities	<u>93,075</u>	(A)
<u>88,775</u>	Miscellaneous Trading	<u>107,784</u>	(B)
	<u>Administration Income</u>		
257,591	DET Grants	300,567	
89,564	SSWA Admin Levy - All Sports	88,864	
19,842	Supplier Rebates	22,027	
34,423	Interest Earned	49,090	
6,206	Miscellaneous Income	6,146	
0	Sponsorship	1,818	
<u>407,627</u>	Total Administration Income	<u>468,512</u>	
	<u>Administration Expenses</u>		
749	Accommodation / Airfares	1,205	
560	Administration - Miscellaneous	(1,479)	
744	Advertising	0	
(2,570)	Affiliation Fees / Entry Fees	3,977	
7,670	School Sports Awards	10,181	
1,500	Auditor Fees	1,500	
11,988	Bank Fees & Charges	14,579	
632	Catering	1,592	
0	Charge - Other Provisions	60,000	
11,903	Charge - Leave Provisions	(2,954)	
7,059	Computer Assistance / Support	11,108	
0	Contract Personnel	18,988	
390	Courier Service	49	
7,994	Depreciation	7,839	
11,959	Honoraria	11,521	
39,502	Insurance	40,745	
5,846	Marketing & Promotions	15,208	
5,976	Meetings	3,615	
1,036	Management Meetings	8,424	
151,280	Office Wages	151,454	
0	Postage	218	
362	Printing	0	
1,440	Minor Capital	5,861	
2,451	Repairs & Maintenance	2,253	
3,661	Stationery	5,764	
16,716	Superannuation	13,741	
114	Taxis / Transport	391	
4,335	Telephone	5,955	
0	Trophies	624	
287	Uniforms - KEA	(12,954)	
3,188	Uniforms - Other	2,336	
2,402	Vehicle Hire / Expenses	1,517	
1,283	Venue Hire	165	
<u>(300,456)</u>	Total Administration Expenses	<u>(383,422)</u>	
<u>(69,245)</u>	Net Interstate Team Management Costs	<u>(84,682)</u>	(C)
<u>66</u>	Net ASSC Conference (Costs) / Surplus	<u>(17,856)</u>	(D)
<u>(10,054)</u>	Net Pacific School Games Costs	<u>(60,000)</u>	(E)
<u>141,335</u>	SURPLUS / (DEFICIT) FOR PERIOD	<u>123,410</u>	



 Peter Smith - DIRECTOR

25-3 2013

SCHOOL SPORT WA (INC)

BALANCE SHEET
As at 31 December 2012

<u>31/12/11</u>		<u>31/12/12</u>
\$		\$
	<u>FUNDS AVAILABLE:</u>	
546,144	Surplus Previous Years	687,479
141,335	Surplus / (Deficit) Current Period	123,410
<u>687,479</u>	TOTAL FUNDS AVAILABLE	<u>810,889</u>
	<u>REPRESENTED BY:</u>	
25,485	Cash at Bank	35,368
219	Travel Card 1	4,363
6,062	Travel Card 2	4,261
5,192	Travel Card 3	431
788	Travel Card 4	28
515,747	Cash Management Call Account	708,946
28,149	Term Deposit 9668 (eVolve)	29,036
176,024	Term Deposit (x550)	188,996
51,707	Term Deposit (4531)	0
203,707	Term Deposit (4558)	270,304
479	Petty Cash	479
<u>1,013,560</u>	Total Cash:	<u>1,242,214</u>
59,740	Debtors	64,039
27,708	Prepayments	24,826
<u>1,101,008</u>	TOTAL CURRENT ASSETS	<u>1,331,079</u>
59,515	Office Equipment	41,186
27,948	Field Equipment	20,162
(69,527)	Less Accumulated Depreciation	(45,461)
<u>17,936</u>	TOTAL NON CURRENT ASSETS	<u>15,887</u>
25,560	Accruals	42,637
763	Trade Creditors	4,058
303,842	DET Grant in Advance	316,604
30,000	Provision for PSG Sports	90,000
0	Provision for Motor Vehicle	15,000
0	Provision for Equipment	10,000
0	Provision for Information Technology	10,000
0	Provision for Repairs/Maintenance	5,000
0	Provision for Promotional Items	10,000
0	Provision for Website Development	10,000
50,863	Provisions for Leave	47,909
15,094	Group Tax	6,214
5,342	GST Provision	(31,344)
<u>431,465</u>	TOTAL CURRENT LIABILITIES	<u>536,077</u>
<u>0</u>	NON CURRENT LIABILITIES	<u>0</u>
<u>687,479</u>	TOTAL NET ASSETS	<u>810,889</u>




Peter Smith DIRECTOR

25-3 2013

SCHOOL SPORT WA (INC)**STATEMENT OF CASH FLOWS**
For the 12 months to 31 December 2012

12 months to 31/12/11 \$		12 months to 31/12/12 \$
	Cashflows from Office Administrative Activities:	
566,701	DET Grant received - Admin	300,567
9,730	Supplier Rebates received	27,047
95,770	Admin Levies / Miscellaneous income	90,098
34,423	Interest received	49,090
(266,341)	Payments to suppliers and employees	(273,947)
(42,476)	Payments to ATO (GST; PAYG)	(79,515)
397,807	Net Cash Outflows from Office Activities	113,340
	Cashflows from Sport & Sport Management Activities:	
438,428	DET Grant received - Sports Activities	323,469
1,247,760	Receipts from players, schools and sponsors	1,384,341
(1,437,400)	Payments to suppliers	(1,586,707)
248,788	Net Cash Outflows from Sport Activities	121,103
	Cashflows from Investing Activities:	
(11,669)	Payments for plant and equipment	(5,789)
(11,669)	Net Cash Outflows from Investing Activities	(5,789)
634,926	Net Increase in cash held	228,654
378,634	Cash at 1 January 2012	1,013,560
1,013,560	Cash at 31 December 2012	1,242,214
	<u>Reconciliation of Surplus for year to Net Increase in cash held</u>	
\$		\$
141,335	Surplus for the 12 months to 31 December 2012:	123,410
7,994	Depreciation charged	7,839
(11,669)	Plant and Equipment purchased	(5,789)
(31,117)	(Increase) in Trade Debtors	(4,996)
(9,539)	Decrease in Prepayments	3,579
1,034	Increase in Trade Creditors	20,371
457,914	Increase in Deferred Income - DET Grant	12,762
10,000	Increase in Provision for PSG Sports	60,000
10,000	Increase in other Operating Provisions	60,000
5,664	(Decrease) in Leave Provisions	(2,954)
63,310	(Decrease) in PAYG and GST net Creditor	(45,568)
644,926	Net Increase in cash held:	228,654


Peter Smith - DIRECTOR

25-3 2013

SCHOOL SPORT WA (INC)**Sports****PROFIT/LOSS STATEMENT****For the 12 Months Ending 31 December 2012**

12 months to 31/12/11		12 months to 31/12/12
\$		\$
	<u>Revenue</u>	
114,322	DET Grant	168,902
6,046	Trials Revenue	3,334
853,667	Player Contributions	865,688
2,309	Sales/Miscellaneous Revenue	10,488
185,321	School Entry Fee	236,090
43,143	Sponsorship	42,227
33,629	Host State Levy Income	104,860
1,238,437	Total Revenue	1,431,589
	<u>Expenses</u>	
194,418	Accommodation	245,323
4,522	Administration	946
19,731	Affiliation Fees / Entry Fees	13,931
245,343	Airfares	274,822
9,743	Camp Expenses	9,945
76,338	Catering	81,609
1,371	Contingency	5,173
24,787	Contract Personnel	25,129
1,998	Courier Service	658
8,438	Equipment Hire	11,813
54,598	Event Expenses	56,377
11,527	Excursion Fees	17,149
3,900	Honoraria	460
25,202	Medical	22,744
4,385	Meetings and Refreshments	7,769
2,985	Officials' Dinner	9,087
164	Photocopying	109
8,788	Photographs	9,779
30,239	Championship Levy	32,112
0	Postage	133
1,139	Printing	1,878
45	Repairs & Maintenance	591
8,197	Souvenir Apparel	7,668
250	Stationery	741
54,217	Taxis/Transport	54,947
865	Telephone	1,051
5,621	Trophies	6,574
61,059	Umpires	63,590
142,447	Uniforms KEA	138,346
71,599	Uniforms Other	87,674
6,439	Vehicle Hire / Expenses	12,789
133,457	Venue Hire	137,598
(1,213,815)	Total Expenses	(1,338,514)
24,621	Net Sports' Surplus	93,075

SCHOOL SPORT WA (INC)

Trading PROFIT/LOSS STATEMENT For the 12 Months Ending 31 December 2012

12 months to 31/12/11		12 months to 31/12/12
\$		\$
	<u>Revenue</u>	
111,506	Revenue / Raffle Ticket Sales	109,199
9,491	Raffle Book Sales	9,991
<u>120,997</u>	Total Revenue	<u>119,190</u>
	<u>Expenses</u>	
0	Administration	350
26,650	Purchases/COGS	5,998
96	Raffle Administration	82
77	Raffle Advertising	81
1,648	Raffle Printing	1,646
3,750	Raffle Prizes	3,250
<u>(32,221)</u>	Total Expenses	<u>(11,406)</u>
<u>88,775</u>	Net Trading Surplus	<u>107,784</u>

SCHOOL SPORT WA (INC)

**Interstate Team Management
PROFIT/LOSS STATEMENT
For the 12 Months Ending 31 December 2012**

12 months to 31/12/11		12 months to 31/12/12
\$		\$
	<u>Revenue</u>	
42,683	DET Grants	44,434
23,383	Officials Subsidy / Contribution	11,564
268	State Association Contribution	1,209
<u>66,334</u>	Total Revenue	<u>57,207</u>
	<u>Expenses</u>	
3,989	Officials' Expenses - Miscellaneous	1,299
3,865	Officials' Dinner	4,086
39,778	Officials' Accommodation	43,287
54,319	Officials' Airfares	48,715
7,104	Officials' Clothing	16,285
927	Officials' Excursion	1,943
25,597	Officials' Living Allowances	26,273
<u>(135,580)</u>	Total Expenses	<u>(141,888)</u>
<u>(69,245)</u>	Net Interstate Team Management Costs	<u>(84,682)</u>

**ASSC (National)
PROFIT/LOSS STATEMENT
For the 12 Months Ending 31 December 2012**

12 months to 31/12/11		12 months to 31/12/12
\$		\$
	<u>Revenue</u>	
12,805	DET Grant - Conference	13,330
26,234	DET Grant - Affiliation	27,311
0	ASSC Host Conference Levy	12,773
<u>39,040</u>	Total Revenue	<u>53,414</u>
	<u>Expenses</u>	
6,257	Accommodation	12,024
0	Administration	546
20,975	Affiliation Fees	0
7,799	Airfares	4,376
811	Catering	1,071
3,286	ASSC Conference Levy	2,227
0	Event Expenses	8,682
500	Honoraria	1,500
2,360	Living Allowance	2,520
0	Meetings & Refreshments	1,776
(5,055)	SSA Students Levy (Interstate)	3,685
305	SSA International Tour Levy	925
1,407	SSA Annual Contributions	23,064
(415)	SSA National Secretary Fund	5,928
743	Taxis / Transport	340
0	Vehicle Hire / Expenses	1,099
0	Venue Hire	1,508
<u>(38,974)</u>	Total Expenses	<u>(71,270)</u>
<u>66</u>	Net ASSC Costs	<u>(17,856)</u>

SCHOOL SPORT WA (INC)

Pacific School Games

PROFIT/LOSS STATEMENT

For the 12 Months Ending 31 December 2012

12 months to 31/12/11		12 months to 31/12/12
\$		\$
	<u>Revenue</u>	
0	DET Grant	0
0	Player Contributions	0
0	School Entry Fee	0
0	Sponsorship	0
<u>0</u>	Total Revenue	<u>0</u>
	<u>Expenses</u>	
0	Affiliation Fees	0
54	Computer Support/Assistance	0
0	Equipment Hire	0
0	Event Expenses	0
0	Fundraising	0
0	Medical	0
10,000	PSG Provision Charge	60,000
0	Stationery	0
0	Taxis / Transport	0
0	Telephone	0
0	Umpires	0
0	Uniform KEA	0
0	Uniform Other	0
0	Vehicle Expenses	0
0	Venue Hire	0
0	PSG Officials Expenses - Misc	0
0	PSG Officials Living Allowance	0
<u>(10,054)</u>	Total Expenses	<u>(60,000)</u>
<u>(10,054)</u>	Net PSG Costs	<u>(60,000)</u>

