

# **SCHOOL SPORT WA (INC)**



## **ANNUAL REPORT 2008**

**for presentation to the  
ANNUAL GENERAL MEETING  
Thursday 30<sup>th</sup> April 2009**



Department of  
Education and Training



## INDEX

AGM Agenda .....	2
2008 Minutes.....	3-4
SSWA Management Committee & Sport Coordinators .....	5
President's Report.....	6
Director's Report .....	7
Secondary Management Committee Report .....	8
Primary Management Committee Report .....	9
Secondary Champion Schools Results .....	10-12
Primary Champion Schools Results .....	13
Interstate Teams Results .....	14-15
Senior High Schools Country Week Results .....	16-17
District High Schools Country Week Results .....	18
Interschool Sport Program Data .....	19
Interstate Team Program Data .....	20
School Sport Australia Representation .....	21
Finance Reports.....	22-

## 2009 SCHOOL SPORT WA ANNUAL GENERAL MEETING AGENDA

**Date:** Thursday 30 April 2009

**Time:** 4.00pm

**Venue:** Alexander Park Tennis Club

1. Attendance and Apologies
2. Adoption of 2008 AGM Minutes
3. President's Address
4. Director's Report
5. Annual Financial Report and Balance Sheet
6. Election of Office Bearers
  - a. Treasurer
  - b. Secondary Committee Chairperson
  - c. Primary Committee members [3 positions]
  - d. Secondary Committee members [2 positions]
7. Election of Sport Coordinators
8. Auditor Appointment
9. General Business
  - a) Special presentation [Life Membership – Graeme Hadley]
10. Refreshments

## 2008 SCHOOL SPORT WA ANNUAL GENERAL MEETING MINUTES

**Date:** Thursday 27 March 2008  
**Time:** 4.15pm  
**Venue:** Subiaco Football Club, Leederville Oval

1. Attendance and Apologies

Apologies – Debbie Quan, Rebecca Fraser, Luke Miller, Duncan Brown, Angela Luttrell, Paul Beecham, Robyn Brierley, Ian Temby

Attendance –

Peter Della	X-Country	Ian Dalton	Orienteering
Kelvin Browner	Basketball	Ryan Kenny	Cricket
Alby Nuich	AFL/Cricket	Darryl Bell	SSWA
Geoff Hayes	AFL Girls	Peter Smith	SSWA
Kelly Wetton	Touch	Daryl Mansfield	Tee-Ball/AFL
Murray Farr	President	Jeff Scott	Life Member
Deb Santaromita	Netball	Peter Rickers	SSWA Management
Tom Luttrell	Tennis	Wayne Baseden	SSWA Management
Peter Sinclair	SSWA Management	Graham Watson	Life Member
Mike Wrenn	SSWA Management	John Fussell	Disabilities
John Lawniczak	Swimming/Golf	Keith Harper	Primary Hockey
Greg Ash	Golf	Clayton Taylor	T + F PSG
Ian McMahon	Life Member	Lorraine Feddema	PSG Disabilities

2. Adoption of 2007 AGM Minutes

Change to 2007 minutes - Kelvin Browner, Kelly Wetton and Geoff Hayes were in attendance at 2007 AGM.

**MOTION:** Mike Wrenn, Daryl Mansfield  
 Previous minutes were a true and accurate record

**CARRIED**

3. President's Address

Thank you to the SSWA office for their efforts in 2007. Also a thank you to all sport coordinators and SSWA members for their efforts.

4. Director's Report

Thanks to the SSWA office staff and management group for their contribution in 2007, Peter Smith's first year as Director.

The office has spent a lot of time updating the SSWA website over the holidays. Industrial action has caused some issues with schools not nominating for events so participants are down in some sports.

SSWA hosted SSA National Softball in 2007 and a big thanks to Wayne Baseden and Greg Blair for their efforts in organising the event. Another thank you to Darryl Bell, Mike Wrenn and Paul Beecham for their efforts in organising the SAA National Cross Country.

2007 also saw an extension to the SSWA Management Group as the 5<sup>th</sup> regional representative was appointed for the South West region.

South Africa 2007 – Willetton travelled and competed in Netball.

Presentation evening was held in November 2007 and there is a possibility to extend and develop our Presentation evening for 2008.

PSG organisation is well under way. All officials are appointed, selection policies are completed and trials will happen in the next couple of months. All teams will be selected by July 2008. Uniforms are confirmed and our contingent will be one of the largest at PSG.

Country Week – a green light disco was held by DSR but unfortunately it won't go ahead this year. The Country Gift was a new initiative (100m sprint) that was held at the opening ceremony. Industrial action may affect the event in 2008 if the bans are still on.

5. Annual Financial Report and Balance Sheet

Letter included in the Annual Report from the auditor. The books were not able to be audited in time for the March 2008 AGM. Thanks to Christine for her efforts with Finance for 2007.

6. Election of Office Bearers

**President**

Candidate; Murray Farr

Successful Candidate - Murray Farr

**Primary Chairperson**

Candidate; Darryl Bell

Successful Candidate - Darryl Bell

**3 x Secondary Management Committee Member**

Candidates; Peter Rickers, Kelvin Browner, Alby Nuich

Successful Candidates - Peter Rickers, Kelvin Browner, Alby Nuich

**2 x Primary Management Committee Member**

Candidates; Daryl Mansfield, Peter Della-Vedova

Successful Candidates - Daryl Mansfield, Peter Della-Vedova

7. Sport Coordinators

Below positions were approved

AFL - Boys	Peter Smith	Secondary (2yr term)	Triathlon	Stuart Denton	Secondary (2yr term)
AFL - Girls	Geoff Hayes	Secondary (2yr term)	Volleyball	John Vincent	Secondary (2yr term)
Basketball	Kelvin Browner	Secondary (2yr term)	Primary Cricket	Ryan Kenny	Primary (2yr term)
Cricket	Peter Green	Secondary (2yr term)	Primary Football (Soccer)	Tony Carvajal	Primary (2yr term)
Cross Country	Paul Beecham	Secondary (2yr term)	Primary Golf	Greg Ash	Primary (2yr term)
Hockey - Girls	<i>vacant</i>	Secondary (2yr term)	Primary Hockey	Keith Harper	Primary (2yr term)
Rugby League	<i>vacant</i>	Secondary (2yr term)	Primary Netball	Robyn Brierley	Primary (2yr term)
Rugby Union	<i>vacant</i>	Secondary (2yr term)	Primary Rugby League	<i>vacant</i>	Primary (2yr term)
Softball	Greg Blair	Secondary (2yr term)	Primary Tee-Ball	Daryl Mansfield	Primary (2yr term)
Tennis	<i>vacant</i>	Secondary (2yr term)	Primary Volleyball	<i>vacant</i>	Primary (2yr term)
Touch	Kelly Wetton	Secondary (2yr term)	Primary Cross Country	Peter Della-Vedova	Primary (1yr term)

Appointments from the floor;

**Cricket** – Peter Green, Nominated by: Mike Wrenn, Seconded by: Alby Nuich

**Softball** – Greg Blair, Nominated by: Wayne Baseden, Seconded by: John Fussell

**Volleyball** – John Vincent, Nominated by: Darryl Bell, Seconded by: Kelly Wetton

**Primary Hockey** – Keith Harper, Nominated by: Daryl Mansfield, Seconded by: Greg Ash

**Primary Tee-Ball** – Daryl Mansfield, Nominated by: Peter Della-Vedova, Seconded by: Tom Luttrell

**Primary Cross Country** – Daryl Mansfield resigned from the position as of 27/3/08

**Primary Cross Country** – Peter Della-Vedova, Nominated by: Daryl Mansfield, Seconded by: Greg Ash

8. Auditor Appointment

**MOTION:** Peter Smith, Peter Rickers

**CARRIED**

Julia Preston be appointed as the auditor for 2008


9. General Business

- Request for auditor to be spoken to about books being audited on time.

10. Refreshments

Meeting Closed at 4.41pm

Signed as a true and correct record:



(President)

Date: March 2008

## 2008 SSWA MANAGEMENT COMMITTEE & SPORT COORDINATORS

### 2008 SSWA Management Committee

Position	Elected Representative	Date Elected (2yr term)
Director of Sport	Peter Smith	
Executive Officer	Darryl Bell	
President	Murray Farr	March 2008
Treasurer	Peter Smith	March 2007
Secondary Chairperson	Peter Sinclair	March 2007
Primary Chairperson	Darryl Bell	March 2008
Secondary Representative	Alby Nuich	March 2008
Secondary Representative	Mike Wrenn	March 2007
Secondary Representative	Wayne Baseden	March 2007
Secondary Representative	Peter Rickers	March 2008
Secondary Representative	Kelvin Browner	March 2008
Primary Representative	John Lawniczak	March 2007
Primary Representative	Daryl Mansfield	March 2008
Primary Representative	Robyn Brierley	March 2007
Primary Representative	Marc Arnold	March 2007
Primary Representative	Peter Della-Vedova	March 2008

\* Marc Arnold resigned September. Replaced by Lorraine Feddema and Alex McLennan

### 2008 Sport Coordinators

Sport	Elected Representative	Date Elected (2yr term)
<b>SECONDARY</b>		
Australian Rules Football Boys	Peter Smith	March 2008
Australian Rules Football Girls	Geoff Hayes	March 2008
Baseball	Graham Johnson	March 2007
Basketball	Kelvin Browner	March 2008
Cricket	Peter Green	March 2008
Cross Country	Paul Beecham	March 2008
Disabled Sports	John Fussell	March 2007
Eightball	Paul Watson	March 2007
Equestrian	Don Smailes	March 2007
Football (Soccer)	Fadi Ma'ayah	March 2007
Golf	George Christie	March 2007
Hockey Boys	Andrew Mellor	March 2007
Hockey Girls	<i>Position vacant in 2008</i>	
Netball	Deborah Santaromita	March 2007
Orienteering	Ian Dalton	March 2007
Rowing	Peirre Pougault	March 2007
Rugby League	<i>Position vacant in 2008</i>	
Rugby Union	<i>Position vacant in 2008</i>	
Softball	Greg Blair	March 2008
Surfing / Body Boarding	Warrick Palmateer	March 2007
Swimming	Paul Birch	March 2007
Tennis	Lee Jarvinen	March 2007
Touch	Kelly Wetton	March 2008
Track & Field	David Holmes	March 2007
Triathlon	Stuart Denton	March 2008
Volleyball	John Vincent	March 2008
<b>PRIMARY</b>		
Australian Rules Football	Daryl Mansfield	March 2007
Basketball	Alex McLennan	March 2007
Cross Country	Peter Della-Vedova	March 2007
Equestrian	Don Smailes	March 2007
Football (Soccer)	Tony Carvajal	March 2008
Golf	Greg Ash	March 2008
Hockey	Keith Harper	March 2008
Netball	Robyn Brierley	March 2008
Rugby League	<i>Position vacant in 2008</i>	
Swimming	John Lawniczak	March 2007
Table Tennis	John Lawniczak	March 2007
Tee Ball	Daryl Mansfield	March 2008
Tennis	Tom Luttrell	March 2007
Touch	Debbie Quan	March 2007
Triathlon	Shaun Edwards/Jamie Adair	March 2007
Volleyball	<i>Position vacant in 2008</i>	

## 2008 PRESIDENT'S REPORT

On behalf of SSWA I wish to extend to you all a sincere welcome to the 2009 AGM and acknowledge the Life Members that are present today.

I am involved in this organisation on a voluntary basis like all teachers because I believe in the achievement of healthy and active lifestyles for students in our schools through sport. SSWA is a vehicle that provides a framework of choices that presents students with quality opportunities. We as members of SSWA should use every opportunity that presents itself to promote SSWA and reinforce the values of teamwork, leadership, self-confidence and the pursuit of excellence.

School Sport WA has enjoyed a successful year with a number of innovations in management and program challenges that have added value to our product of quality competitive sport to students in all WA school. I would personally like to thank all Sports Convenors, Sports Coordinators and their committees and acknowledge their hard work, dedication and effort throughout the year in helping present our programs for students.

At an interschool level our levels of participation have maintained good participation rates but it is becoming increasingly obvious that there are many paid initiatives encroaching teacher choice to voluntarily offer their time to interschool teams.

SSWA looks forward to 2009 not only for the challenge of ensuring continued high levels of participation in grass roots competition but also to the hosting of national championships in Perth. We salute and thank the 4,500 plus teachers who assist us in the presentation of our programs and we encourage them to recruit new enthusiastic teachers to help them run the programs ensuring that we have a succession plan in place for the future.

### INNOVATION

1. Refined risk management strategy development.
2. A comprehensive program evaluation strategy.
3. The development of clear and comprehensive selection criteria for interstate team student and team selection.
4. An ongoing management restructure that has involved constitutional change to officially acknowledge the emergence of the primary area in its own right.

### PRIMARY ADVANCES

School Sport WA Primary is fast establishing a reputation for the provision of high quality sporting events for primary schools. The School Sport WA Primary Management Group is developing its operational structure and is forming a management process that will bring it more into line with our eastern state counterparts. Our focus for Primary Schools is to offer the opportunity to be involved in centrally coordinated quality interschool events in a number of sports. We have continued to "Build the Base" at the primary school level and have fostered the stronger links with parent sporting bodies. At a grass roots level the Primary offering has grown to 19 sports and is expanding in participation terms at an amazing rate. We have introduced primary participation in a number of national exchanges at the state level for Primary Schools. Primary's now compete in Cross Country, Pacific School Games, Basketball, and Tennis. The expansion in number and variety of sports presented, the increased participation numbers for events, and entry into the School Sport Australian Exchange program is exciting and encouraging.

### SSWA PROGRAMS

SSWA continues its commitment to all students in WA schools with a comprehensive and diverse offering of sporting opportunity. The larger events – swimming, track and field, senior and junior country week continue to flourish with increased participation in all of these areas.

### OUTSTANDING ACHIEVEMENT

Congratulations to the following teachers who were appointed to School Sport Australia national coaching/management positions in 2008.

- Alison Moore – St Brigid's College – Coach/Manager Cross Country – Czech Republic.
- Milanna Heberle-DET – Tour Manager Girls Hockey - South Africa.
- Andrew Mellor – Como SC – Team Manager Boys Hockey – South Africa.
- Sam Davis – John Forrest SHS – Coach Cricket – West Indies.

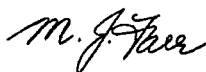
### PACIFIC SCHOOL GAMES CANBERRA 2008

SSWA sent a team of over 380 athletes and 50 officials to contest the Pacific school Games from November 26 till December 8 2008. The team included Students with Disabilities, Athletics, Swimming, Diving, Hockey, Basketball and a Media group who were responsible for a daily results service, photographic record and the production of a WA specific DVD for distribution at event. The following group managers were appointed: Diving: Wayne Press, Swimming: Sara Levien, Basketball: Mark Hendon, Track & Field: David Holmes, Hockey: Debbie Gibson, Media: Peter Della-Vedova, AWD: Lorraine Feddema and Liaison Officers: Kelvin Browner and Daryl Mansfield. Congratulations to all staff that travelled with the team for their outstanding commitment, dedication, and hard work in the preparation and presentation of all teams. Many staff committed enormous hours of volunteer time and SSWA is very grateful for your outstanding commitment.

All teams performed at their very best achieving at their personal best. It was the best performance by a Pacific School Games Swimming Team with 11 Medals, 34 Finals, and 14 reserve finals reached by 29 swimmers. Congratulations to the Athletes with Disabilities on their outstanding efforts and performances in gaining 28 Medals. The Track and Field team, the Basketball and Hockey Teams performed credibly and need to be commended on their efforts and dedication. The next Pacific School Games will be held in 2012 at a venue to be decided and we look forward to competing in that event.

### CONCLUSION

On behalf of School Sport WA I would like to thank the Office staff of Peter Smith, Daryl Bell, Zoe Prue, Christine Sheen, Rene Hutton and the SSWA Management board for their excellent contribution to increased efficiencies, their professional work ethic and outstanding contribution in running and promoting School Sport WA. On behalf of School Sport WA, I applaud this generous donation of time that is freely given by so many of our volunteers; I believe participation in our programs allows students to achieve a wide range of educational outcomes. Once again I look forward to the coming year for your continued support, effort and dedication in helping organise and coordinate school sport as part of the wider family of School Sport WA.



**MURRAY FARR**  
**PRESIDENT**  
**SCHOOL SPORT WA (Inc)**



## 2008 SCHOOL SPORT WA DIRECTOR'S REPORT

School Sport Western Australia (SSWA) hosted two national championships in 2008. The Secondary Tennis Championship incorporating the Pizzey Cup was held at the Alexander Park Tennis Club and the Surfing Championship was conducted in Margaret River. In 2009 SSWA looks forward to hosting the Football Championships in August and the Swimming and Diving Championships in September.

The office is staffed by Peter Smith - Director of Sport, Darryl Bell - Executive Officer, Zoë Prue - Sports Administrator, Christine Sheen - Finance Officer and Rene Hutton - Trainee. I would once again like to commend Darryl, Zoë, Christine and Rene for their outstanding commitment to SSWA.

The SSWA AGM was held in March and all management positions were filled. Murray Farr continues in the role of President with Peter Sinclair – Secondary Committee Chairperson and Darryl Bell – Primary Committee Chairperson.

Industrial action during 2008 impacted on participation numbers for the Champion Schools competitions. Many of the competitions were held with reduced numbers.

In 2008 we had 53 schools compete in our Swimming Carnivals at Challenge Stadium and 44 schools in the Track and Field Carnivals at Perry Lakes. Our Primary and Secondary Triathlons attracted over 1000 competitors and more than 2500 athletes ran in the Cross Country events.

The SSWA Presentation Evening was held in December recognising team officials, sport coordinators, team captains, Australian representatives and medal winners. Special presentations were made to key officials from our National events hosted during the year, State Sporting Associations and the Department of Education and Training for their support throughout the year. The event was held as a formal dinner for the first time and was a very successful function.

The School Sport WA interstate team program continues to grow. Boys and Girls Primary Hockey teams participated for the first time in 2008 at the Pacific School Games. A total of 724 students and 121 team officials represented SSWA in our 2008 Interstate Team program.

The SSWA web site continues to be a very valuable resource. The online nomination process has been very successful and schools are using the service heavily to nominate for our events. Online event feedback from students, parents and team officials was added in 2008.

The 10<sup>th</sup> District High Schools Country Week was held in September with 35 schools and over 1000 competitors taking part. The 70<sup>th</sup> Senior High Schools Country Week had 27 schools represented. Many schools from the larger country regions did not attend due to the industrial dispute. AFL football for girls was included in the participating sports for the first time.

A total of 59 staff and 378 students travelled to the Pacific School Games in Canberra. This was the largest team that SSWA has ever taken to this event. Whilst we experienced some issues with the conduct of the Track and Field competition the event was generally a huge success for all who attended.

The SSWA involvement in the South West region continues to grow and processes with procedures being instigated in this region having potential for replication in other major regional areas of WA. SSWA is now funding a part-time sports administrator to coordinate activities in the South West region.

SSWA takes this opportunity to thank all students, teachers and key delivery agents who assisted in any way with the presentation of School Sport WA in 2008. Special thanks to the management committee, the sport coordinators and their committees for their untiring voluntary efforts. The substantial contribution of the SSWA office staff is acknowledged and they are thanked for their outstanding dedication to the efficient operation of the organisation.

School Sport WA looks forward with anticipation to a very busy year ahead and to the continued support of teachers in schools who volunteer their time to planning and preparing teams for events on behalf of their students.



**PETER SMITH**  
**DIRECTOR OF SPORT**

## 2008 SECONDARY MANAGEMENT COMMITTEE REPORT

2008 was a very successful year for secondary school sport. The quality and number of sporting opportunities afforded to students and teachers alike continues to grow in both quality and quantity.

SSWA competed in 20 sports at secondary state level, sending away 26 teams or contingents. The SSWA Office conducted our flagship events of secondary Swimming and secondary Track and Field Carnivals. Despite a year of protracted industrial action, the annual Country Senior High Schools Carnival and also the District High Schools Carnival were again managed efficiently and effectively, bringing a wonderful sporting opportunity to thousands of country students. Additionally, WA successfully hosted two National Championships in Pizzey Cup Tennis and Surfing.

Champion Schools competitions were conducted in 28 different sports involving thousands of teachers and tens of thousands of students. Right through the school year, school children engage in active, healthy, well structured sport through the Champions Schools Competitions.

The Secondary Management Committee continues to meet regularly to review policies and procedures as they relate to secondary school sport. Thank you to our Regional representatives for their ongoing work in linking SSWA and Sport in secondary schools. The network created through our regional representatives ensures we are linked directly to teachers in schools, allowing us to respond more directly to their needs. The activities of the South West Region continue to expand beckoning further growth in country areas.

The Pacific School Games in December 2008 were a great success with Western Australia sending away their largest ever PSG Contingent. The level of planning and preparation, led by the SSWA Office and involving dozens of volunteer staff members was not only extremely professional and competent but was applauded by PSG organisers and in many cases envied by other states. The contingent of primary and secondary students in Track and Field, Swimming, Diving, Hockey and Basketball were wonderful ambassadors for Western Australia and were able to experience international competition.

One of the keys to our success in offering so many wonderful and successful sporting opportunities is the talent and cohesiveness of our Office Staff. Their commitment and professionalism enhance the work of all our volunteers. They deserve and have our gratitude.

One of our immediate challenges is to maintain interest amongst the many thousands of teachers who make up our volunteer base. Coming after a year of industrial action that asked teachers not undertake non essential tasks, it is refreshing indeed to see the number of teachers who have volunteered to enhance the sporting opportunities offered to our students.



**PETER SINCLAIR**  
**SSWA VICE PRESIDENT [SECONDARY]**

## 2008 PRIMARY MANAGEMENT COMMITTEE REPORT

After a year that included industrial action, teacher shortages and major disruption within the education system it is pleasing to note that School Sport WA (SSWA) continued to grow. At primary level SSWA sport programs attracted more schools with most events showing an increase in the number of participants. Cross Country is the largest participator sport with over 1520 athletes, triathlon increased to 238 teams with a second event offered at Champion Lakes, AFL Football attracted 524 teams, swimming carnivals were well supported with several new schools involved and equestrian was endorsed as an approved SSWA sport.

In 2008 ninety two primary students represented Western Australia as members of SSWA State teams participating at National Championships. The premier event at this level was the Pacific School Games (PSG) held in Canberra. Involvement in the PSG enabled SSWA to promote and encourage development of high level sport opportunities for primary school students. At this international event young students participated in basketball, diving, hockey, swimming and track & field. From the initial trials through to competition, team coaches and managers identified and acknowledged the vast improvement, skill development and experience gained by all involved. Teams also competed in 'Bruce Cup' tennis in Newcastle, Cross Country in Geelong, and Rugby League in Darwin.

With the developing program offered through SSWA there is growing interest from primary sport groups to attend School Sport Australia National Championships. The Primary Management Group assesses each application and indicates a number of requirements for each sport to address prior to inclusion in the national program. Several sports are working hard to establish their position in the program as they move towards inclusion.

State Sporting Associations have continued to support our programs with many keen to develop links in schools and become involved with State Team preparation and presentation. State Association involvement is an important aspect for SSWA sport development programs and in the provision of sport opportunities for students.

We acknowledge and thank the hard working Primary Management Group (PMG) who continue to consolidate existing events and develop new programs. All members are convenors for a number of events and their liaison with coordinators is an important part of the process that ensures that SSWA presents quality sport events. The PMG has reviewed sport programs offered to ensure that they all conform to the expectation of the Association. Following the review both handball and lacrosse were removed from the approved sport list. PMG communicated with all sports on the approved list to re-establish the standard operational and presentation requirements. Adjustments were also made for both swimming and cross country events where school nominations for SSWA events will be by year groups instead of age grouping. This change will be for a trial period of twelve months.

The valuable contribution of Marc Arnold to the development of SSWA Primary is recognised. Marc was a Management Group member for four years and is currently pursuing interests outside of teaching.

We also congratulate and thank the many teachers who volunteer countless hours to planning and preparing teams for events.

The SSWA office staff (Peter, Zoe, Christine and Rene) continues to provide outstanding support to all sport coordinators and are warmly acknowledged for their input into the success of the primary sport programs.



**DARRYL BELL**  
**SCHOOL SPORT WA VICE PRESIDENT [PRIMARY]**

# 2008 SECONDARY CHAMPION SCHOOLS RESULTS

SPORT	TEAMS / SCHOOLS	DIVISION	RESULT	SPORT COORDINATOR
AFL (BOYS)	409 teams	Cable	Sacred Heart College	Peter Smith SSWA Office
		Jakovich	CBC Fremantle	
		Glendinning	N/A	
		Walker Cup	Pinjarra SHS	
		STS Cup	Trinity College	
		AFL Sportsready	Governor Stirling SHS	
AFL (GIRLS)	60 teams	Moore	John Septimus Roe	Geoff Hayes Mandurah SC
		White	Bunbury CGS	
BASEBALL	13 teams	Open Champion	Willetton SHS	Graham Johnson Warwick SHS
		Yr. 8/9	South Fremantle SHS	
BASKETBALL	139 teams	Senior Boys	Willetton SHS	Kelvin Browner Woodvale SHS
		Senior Girls	Willetton SHS	
		Junior Boys	Woodvale SHS	
		Junior Girls	Willetton SHS	
CRICKET		Kim Hughes Shield	John Forrest SHS	Peter Green Ballajura CC
		Graeme Wood Shield	Mazenod College	
		Geoff Marsh Shield	Mater Dei	
		Peta Verco Shield	John Forrest SHS	
CROSS COUNTRY	1310 individuals	Overall	Sacred Heart College	Paul Beecham Margaret River SHS
		Boys	Trinity College	
		Girls	Penrhos College	
EIGHTBALL		<i>Not held in 2008</i>		Paul Watson Kelmscott SHS
FOOTBALL (SOCCER)	205 teams	Senior Boys	Safety Bay SHS	Fadi Ma'ayah Safety Bay SHS
		Senior Girls	John Curtin College	
		Junior Boys	Safety Bay SHS	
		Junior Girls	Woodvale SHS	
GOLF	97 individuals	Boys Open	Jamie Warman	George Christie Applecross SHS
		Girls Open	Aimee Woosnam	
HOCKEY (BOYS)	43 teams	Open	Como SC	Andrew Mellor Balga SHS
		Junior Mixed	Como SC	
HOCKEY (GIRLS)	27 schools	Open		Vacant
NETBALL	256 schools	Open Girls	Bunbury CC	Debbie Santaromita Corpus Christi College
		Year 10 Girls	Nagle CC	
		Lower Girls	Aranmore CC	
		Open Boys	Willetton SHS	
		Lower Boys		
ORIENTEERING	700 individuals	Champion School	Bunbury CGS	Ian Dalton Emmanuel CC
RUGBY LEAGUE	20 teams	Open	Warnbro SHS	Bruce Boelen Carine SHS
		Year 10	Carine SHS	
RUGBY UNION		Year 8		
		Year 9		
		Year 10		
		Open Div 1		
		Open Div 2		
SOFTBALL	5 schools	Champion School	John Septimus Roe	Greg Blair
SWIMMING	38 schools	<i>See below</i>		Paul Birch Glencoe PS

<b>SURFING</b>	568 individuals	Overall	Margaret River SHS	Warrick Palmateer Prendiville CC
		Senior Boys	Margaret River SHS	
		Senior Girls	Margaret River SHS	
		Junior Boys	Margaret River SHS	
		Junior Girls	MacKillop CC	
<b>TENNIS</b>	Metro - 74 teams Country - 88 teams	<b>Metro</b>		Lee Jarvinen Applecross SHS
		Slazenger Girls	Applecross SHS	
		Slazenger Boys	John Forrest SHS	
		Mursell Girls	St. Brigid's College	
		Mursell Boys	Kent St. SHS	
		Herbert Edwards Yrs 8-10 Boys Div 1	Applecross SHS	
		Herbert Edwards Yrs 8-10 Girls Div 1	Applecross SHS	
		Herbert Edwards Yrs 8-10 Boys Div 2	Applecross SHS	
		Herbert Edwards Yrs 8-10 Girls Div 2	Kent St. SHS	
		<b>Country</b>		
		Herbert Edwards Boys	Nagle CC	
		Herbert Edwards Girls	Nagle CC	
		Mursell Boys	Nagle CC	
		Mursell Girls	Nagle CC	
<b>TOUCH</b>		Open Boys	Lakelands SHS	Rebecca Fraser Lakeland SHS
		Open Girls	Lakelands SHS	
		Yr 8/9 Girls	Corpus Christi College	
		Yr 8/9 Boys	Lakelands SHS	
<b>TRACK &amp; FIELD</b>	44 schools	See below		David Holmes Shenton College
<b>TRIATHLON</b>	166 teams 118 individuals	<b>Individual Event</b>		Stuart Denton Canning Vale College
		12/13 Girls	Rossmoyne SHS	
		12/13 Boys	Scotch College	
		14/15 Girls	Winthrop Baptist College	
		14/15 Boys	Shenton College	
		16/0 Girls	Newton Moore SHS	
		16/0 Boys	Kolbe CC	
		Champion School	Duncraig SHS	
		<b>Team Event</b>		
		Yr 8 Girls	John XXIII College	
		Yr 8 Boys	Lake Joondalup BC	
		Yr 9 Girls	Penrhos	
		Yr 9 Boys	CBC Fremantle	
		Yr 10 Girls	Penrhos	
		Yr 10 Boys	Sacred Heart College	
		Yr 11 Girls	Penrhos	
		Yr 11 Boys	Sacred Heart College	
		Champion School	Penrhos College	
<b>VOLLEYBALL</b>	92 teams	Jnr Boys	Greenwood SHS	John Vincent Greenwood SHS
		Jnr Girls	Rossmoyne SHS	
		Snr Boys	Greenwood SHS	
		Snr Girls	Rossmoyne SHS	

### 2008 TRACK & FIELD

Division A		Division B	
Churchlands SHS	1211	John Curtin College	1238
Kelmscott SHS	1036	Woodvale SHS	1179
Leeming SHS	896	Mt Lawley SHS	1136
Rossmoyne SHS	831	Shenton College	933
Applecross SHS	805	Warwick SHS	744
Willetton SHS	754	Como Secondary College	657
Carine SHS	739	Perth Modern College	487
Duncraig SHS	612	Governor Stirling SHS	467
Division C		Division D	
Lesmurdie SHS	1238	Canning Vale	1552
Hamilton SHS	1050	Thornlie SHS	1430
John Forrest SHS	962	Melville SHS	1151
Lockridge SHS	938	Morley SHS	825
Wanneroo SHS	892	South Fremantle SHS	797
Ocean Reef SHS	736	Kent St SHS	757
Belridge SHS	603		
Lakeland SHS	509		
Division E		Division 8-10	
Hampton SHS	1310	Kinross SHS	1334
Mirraboooka SHS	1144	Darling Range Sports College	1031
Greenwod SHS	1082	Moore Districts	728
Eastern Hills SHS	948	Ballajura CHS	671
Armadaale SHS	774	Comet Bay College	633
Balcatta SHS	622	Balga SHS	392
Warnbro CHS	599	Rockingham SHS	268

### 2008 SECONDARY SWIMMING

Division A		Division B	
Shenton	939	Willetton	891
Churchlands	889	Perth Modern	744
Darling Range SC	593	John Curtin	576
Rossmoyne	560	Lesmurdie	539
Applecross	467	Rockingham	501
Carine	442	Mt Lawley	477
Duncraig	254	Ocean Reef	307
Leeming	235	Melville	281
Division C		Division D	
Como	691	Warnbro	699
Governor Stirling	546	Lynwood	629
Kelmscott	545	Greenwood	550
Kalamunda	406	Warwick	488
Woodvale	389	South Fremantle	379
Kent St	378	John Forrest	362
Ballajura	302	Hamilton	320
Morley	263		
Division E			
Moore Districts	719		
Gilmore	569		
Hampton	523		
Wanneroo	479		
Lakeland	378		
Mirraboooka	370		

### 2008 SECONDARY CROSS COUNTRY

Boys Overall		Girls Overall	
1	Trinity College	1	Penrhos College
2	Sacred Heart College	2	Iona Presbyterian College
3	CBC Fremantle	3	Sacred Heart College
4	John XXIII College	4	St Brigid's College
Overall Champion Schools			
1	Sacred Heart		
2	John XXIII		
3	Prendiville Catholic College		

## 2008 PRIMARY CHAMPION SCHOOLS RESULTS

SPORT	TEAMS/ SCHOOLS	DIVISION	RESULT	SPORT COORDINATOR
AFL	524 teams	Eagles Cup		Daryl Mansfield South Perth PS
BASKETBALL	19 teams	Boys	Kardinya PS	Alex McLennan Ocean Reef PS
		Girls	Kardinya PS	
		Mixed	St. Bernadette's PS	
CROSS COUNTRY	1507 individuals	<i>See below</i>		Daryl Mansfield South Perth PS
FOOTBALL (SOCCER)	66 teams	Northern Region	Connolly PS	Tony Carvajal Banksia Park PS
		Southern Region	Leeming PS	
		Eastern Region	Forest Crescent PS	
		Peel Region	Halls Head PS	
GOLF	22 individuals	Mixed Teams	Fremantle GC	Greg Ash Mt Lawley PS
HOCKEY	8 teams	Mixed 5/6/7 yrs	Swanbourne PS	Keith Harper Parkwood PS
NETBALL	148 schools	West Coast Fever Cup		Robyn Brierley Girrawheen PS
ORIENTEERING	103 individuals	Champion School	Frederick Irwin ACS	Ian Dalton Emmanuel CC
RUGBY LEAGUE	170 schools	Champion School	Safety Bay PS	Neale Johnson Oberthur PS
SWIMMING	15 schools	<i>See below</i>		John Lawniczak West Greenwood PS
TABLE TENNIS	23 individuals	Open	Christchurch Gram.	John Lawniczak West Greenwood PS
TEE BALL		Boys	No Competition	Daryl Mansfield South Perth PS
		Girls	No Competition	
TENNIS	Metro Country	Metro Boys	Roleystone PS	Thomas Luttrell Mundijong PS
		Metro Girls	Manning PS	
		Country	St Patrick's College	
TOUCH		Tournament 1 & 2	<i>Not held in 2008</i>	Debbie Quan Brookman PS
TRIATHLON	238 Teams	Champion School	Hale Junior School	Jamie Adair Connolly PS

### 2008 PRIMARY CROSS COUNTRY

Boys Overall		Girls Overall	
1	Hale Junior School	1	Connolly PS
2	Adam Road PS	2	Adam Road PS
3	Aquinas College	3	St Luke's PS
4	Scotch College Junior School	4	Currambine Catholic
5	Connolly PS	5	Methodist Ladies College
6	Wembley PS	6	Beaumaris PS
Overall Champion Schools			
1	Adam Road PS		
1	Connolly PS		
3	Currambine Catholic PS		

### 2008 PRIMARY SWIMMING

A Division		B Division	
Wembley PS	533	South Perth PS	619
Carine PS	482	Mt Lawley PS	453
St Brigid's College	466	Connolly PS	442
Floreat PS	384	Kensington PS	365
Sorrento PS	340	Joondalup PS	362
Marmion PS	339	Mullaloo Beach PS	272

# 2008 SCHOOL SPORT AUSTRALIA NATIONAL CHAMPIONSHIPS WA RESULTS

SPORT	OFFICIALS	CAPTAIN	SSWA MEDAL WINNER	NATIONAL REPRESENTATIVE	TEAM RESULT
AFL	Marc Arnold (AC) Ray Barrett (C) Peter Smith (M) Peter Della-Vedova (M) Ian Temby (TL) Toni Jones (T)	Jacob Burnham	Jacob Burnham	Jacob Burnham Jordan Lockyer William Mariot Shane Nelson Gerald Ugle	2 <sup>nd</sup>
BASEBALL	Dean Burton (AC) Steven Fish (AC) Graeme Webb (C) Graham Johnson (M)	Max Wheeler	Nathan Driessen	Cameron Doorn Nathan Driessen Max Wheeler	1 <sup>st</sup>
BASKETBALL (PSG 2008) 18yrs & Under Girls	Mark Hendon (TL) Bradley Spicer (C) Anita Ganz (M)	Gabriella Clayton	Jasmine Hooper	Gabriella Clayton Jasmine Hooper	4 <sup>th</sup>
BASKETBALL (PSG 2008) 18yrs & Under Boys	Mark Hendon (TL) Mark Ellis (C) Clayton Bird (M)	Ryan Godfrey	Ryan Godfrey	Ryan Godfrey	4 <sup>th</sup>
BASKETBALL (PSG 2008) 12yrs & Under Girls	Mark Hendon (TL) Aaron Berryman (C) Robyn Brierley (M)	Mikayla Pirini			4 <sup>th</sup>
BASKETBALL (PSG 2008) 12yrs & Under Boys	Mark Hendon (TL) Jason Cuperus (C) Robert Ford (M)	Callum Saunders			4 <sup>th</sup>
CRICKET	Ross Bartlett (C) Sam Davis (C) Ian Bycroft (TL) Jack Beattie (M)	William Bosisto	Zac McBride		5 <sup>th</sup>
CROSS COUNTRY	Alison Moore (TL) Daryl Mansfield (TL) John Lawniczak (C/M) Shannon Trend (C/M) David Leeder (C/M) Peter Della-Vedova (C/M) Geoff Jamieson (C/M)	Lachlan Kennedy Alicia Hallet	James Davidson Stacey Rogers		6 <sup>th</sup>
DIVING (PSG 2008)	Wayne Press (TL) Kim Hynynen-Furler (C)	Corrine Robertson	Maddison Keeney		-
FOOTBALL (Soccer) (Girls)	Peter Rickers (TL) Tony Carvajal (C) Karen Bauer (M)	Katarina Jukic	Katarina Jukic	Katarina Jukic	6 <sup>th</sup>
FOOTBALL (Soccer) (Boys)	Damon Atthowe (C) Wayne Brooks (M) Peter Rickers (TL)	Ryan Pretorious	Kynon Melling	Kynon Melling Calum O'Connell Ryan Pretorious	6 <sup>th</sup>
GOLF	Ros Fisher (C/M) Mark Pettit (C/M) Wayne Lloyd (TL)	Lawrence Adamos Jayde Panos	Ryan Peake Jayde Panos	Jayde Panos	Boys 6 <sup>th</sup> Girls 4 <sup>th</sup>
HOCKEY (PSG 2008) (16yrs Boys)	Debbie Gibson (TL) Andrew Mellor (C) Warren Miller (M)	Jon Parry Frank Main	Sam Kendall	Matthew Lim Steven Durrell	5 <sup>th</sup>
HOCKEY (PSG 2008) (12yrs Boys)	Debbie Gibson (TL) Brian Robinson (C) Richard Manning (M)	Elliot Barton			3 <sup>rd</sup>
HOCKEY (PSG 2008) (16yrs Girls)	Debbie Gibson (TL) Tate Napier (C) Jodie Trigger (M)	Chloe Pendlebury	Courtney Pickford Ashleigh Quartermaine	Chloe Pendlebury Katy Symons Kyra Flynn	4 <sup>th</sup>
HOCKEY (PSG 2008) (12yrs Girls)	Debbie Gibson (TL) Keith Harper (C) Diane York (M)	Candyce Peacock			4 <sup>th</sup>



SPORT	OFFICIALS	CAPTAIN	SSWA MEDAL WINNER	NATIONAL REPRESENTATIVE	TEAM RESULT
NETBALL	Debbie Santaromita (TL) Karly Hoar (C) Sandra Smith (M)	Chelsea Doncon	Chelsea Doncon Jessica Eales		8 <sup>th</sup>
ORIENTEERING	Anthea Feaver (C) Ian Dalton (M)		Bill Mann		4 <sup>th</sup>
RUGBY LEAGUE 12 yrs	Neale Johnson (AC) Michael Staples (M)				4 <sup>th</sup>
RUGBY LEAGUE 15 yrs	David Hopkins (M)	Eddie Proudler	Jake Watts	Julius Tapine Brenton Cowen Ethan Reynolds Michael Nakhoul	3 <sup>rd</sup>
RUGBY LEAGUE 18 yrs	Bruce Boelen (M)	Mark Porges	Mark Porges		3 <sup>rd</sup>
SOFTBALL	Chantelle James (C) Katie McLaughlin (AC) Graham Mackay (M)	Stacey Sullivan	Cassie Cottrell	Cassie Cottrell Claire Foster Rebecca Crosby Stacey Johns	3 <sup>rd</sup>
SURFING	Belinda Anderton (C/M) John McTaggart (C/M)	Felicity Palmateer Matthew Baldock			2 <sup>nd</sup>
SWIMMING (PSG 2008)	Sara Levien (TL) John Lawniczak (C/M) George Brown (C/M) Paul Birch (C/M) Debbie Hawkins (C/M) Kareena Preston (C/M) John Fussel (C/M) Sue Wiener (C/M)	Caris Dempster Nathanael Ruback	Lennard Bremer Jessica Mitchell		-
TENNIS Primary	Thomas Luttrell (C/M) Andrea Rundle (TL) Angela Luttrell (C/M)				6 <sup>th</sup>
TENNIS Secondary	Lee Jarvinen (TL) Thomas Luttrell (C/M) Angela Luttrell (C/M)	Matthew Coyte Cassie McCloskey	Katy O'Shea	Nadine Van Tonder Katy O'Shea	4 <sup>th</sup>
TOUCH (Girls)	Debbie Quan (C) Luke Miller (M) Kelly Wetton (TL)	Rubina Trego	Paris Simpkins		6 <sup>th</sup>
TOUCH (Boys)	Duncan Brown (C) Rebecca Fraser (M) Kelly Wetton (TL)	Cody Strom	Antini Brown		3 <sup>rd</sup>
TRACK & FIELD (PSG 2008)	David Holmes (TL) Lauren Smith (M) Lynelle Wilton (M) Ron de Boer (M) Paul Beecham (M) Sue Neal (M) Tom Luttrell (M) Liam Smith (M) Brett Dayman (M) Fiona Brown (M) Jennifer Wheatley (M)	Matthew Cowie Courtney Stubbs	Jared Bezuidenhout Ashleigh Bailey		-
TRIATHLON	Tony Banks (C) Michelle Downs (M) Stuart Denton (M) Graham Maier (TL)	Ryan Bailie Adele Richards	Ryan Bailie		5 <sup>th</sup>
VOLLEYBALL (Girls)	Team did not travel in 2008				-
VOLLEYBALL (Boys)	Team did not travel in 2008				-

(C) Coach, (AC) Assistant Coach, (C/M) Coach/Manager, (M) Manager, (TL) Tour Leader, (T) Trainer

## 2008 SENIOR HIGH SCHOOL COUNTRY WEEK

### CHAMPION SCHOOL

1 <sup>ST</sup> PLACE	Esperance SHS	650
2 <sup>ND</sup> PLACE	Katanning SHS	506
3 <sup>RD</sup> PLACE	Mandurah SC	495

### MERITORIOUS SHIELD WINNER

1 <sup>ST</sup> PLACE	Katanning SHS
-----------------------	---------------

### INDIVIDUAL SPORTS RESULTS

#### GIRLS HOCKEY

PLACE	A DIVISION
1	Great Southern Grammar
2	Bunbury CGS

#### BOYS HOCKEY

PLACE	A DIVISION	B DIVISION
1	Great Southern Grammar	Esperance SHS
2	Bunbury CGS	Katanning SHS

#### BOYS AUSTRALIAN RULES FOOTBALL

PLACE	A DIVISION	B DIVISION
1	Pinjarra SHS	Northam SHS
2	Esperance SHS	WACA Denmark

#### GIRLS AUSTRALIAN RULES FOOTBALL (Trial sport 2008)

PLACE	A DIVISION
1	Bunbury CGS
2	Katanning SHS

#### NETBALL

PLACE	A DIVISION	B DIVISION	C DIVISION	D DIVISION
1	Esperance SHS	Bunbury CGS	Karratha SHS	Bunbury CGS
2	Manjimup SHS	Denmark HS	Kalgoorlie Boulder CHS	Katanning SHS

#### BOYS VOLLEYBALL

PLACE	A DIVISION	B DIVISION
1	Bunbury Cathedral Grammar	Mount Barker Community College
2	Eastern Goldfields College	Central Midlands SHS

#### GIRLS VOLLEYBALL

PLACE	A DIVISION	B DIVISION
1	Esperance SHS	Tom Price SHS
2	Mount Barker CC	Northam SHS

#### BOYS BASKETBALL

PLACE	A DIVISION	B DIVISION	C DIVISION
1	Eastern Goldfields College	Denmark HS	Katanning SHS
2	Manjimup SHS	Esperance SHS	Bullsbrook DHS

**GIRLS BASKETBALL**

PLACE	A DIVISION	B DIVISION
1	Eastern Goldfields College	Katanning SHS
2	Bunbury CGS	Kalgoorlie Boulder CHS

**BOYS FOOTBALL (SOCCER)**

PLACE	A DIVISION	B DIVISION	C DIVISION
1	Mandurah Senior College	Manjimup SHS	Carnarvon SHS
2	Hedland SHS	Karratha SHS	Bullsbrook DHS

**GIRLS FOOTBALL (SOCCER)**

PLACE	A DIVISION	B DIVISION	C DIVISION
1	Great Southern Grammar	Manjimup SHS	WACA Narrogin
2	Newman SHS	Hedland SHS	Harvey SHS

**TOUCH FOOTBALL (Trial sport 2008)**

PLACE	A DIVISION
1	Carnarvon SHS
2	Mandurah Senior College

**DANCE**

PLACE	A DIVISION
1	Mandurah Senior College
2	Northam SHS

**SPEECH AND DEBATING  
OVERALL WINNING SCHOOL**

PLACE	SCHOOL
1	Esperance SHS
2	Great Southern Grammar

**COMBINED ORAL AND PREPARED SPEECH**

PLACE	A DIVISION
1	Esperance SHS

## 2008 DISTRICT HIGH SCHOOL COUNTRY WEEK

### MIXED HOCKEY

PLACING	A DIVISION
1	Kulin DHS
2	Lake Grace DHS

### MIXED VOLLEYBALL

PLACE	A DIVISION	B DIVISION
1	Christmas Island DHS 1	Pemberton DHS
2	Shark Bay DHS	Northampton DHS

### MIXED FOOTBALL (SOCCER)

PLACE	A DIVISION
1	Gnowangerup DHS
2	Exmouth DHS

### MIXED BASKETBALL

PLACE	DIVISION
1	Mt Magnet DHS
2	Northampton DHS

### BOYS BASKETBALL

PLACE	A DIVISION
1	Dongara DHS 1
2	Geraldton Grammar

### GIRLS BASKETBALL

PLACE	A DIVISION	B DIVISION
1	Geraldton Grammar	CAPS Coolgardie 2
2	CAPS Coolgardie	CAPS Coolgardie 1

### AUSTRALIAN RULES FOOTBALL

PLACE	9 A-SIDE A DIVISION	12 A-SIDE A DIVISION
1	Narembeen DHS	Jurien Bay DHS
2	Norseman DHS	CAPS Coolgardie

### NETBALL

PLACE	A DIVISION	B DIVISION
1	Gingin DHS 1	Boyup Brook DHS
2	Bridgetown HS 1	Norseman DHS

**SCHOOL SPORT WESTERN AUSTRALIA  
2008-2009 INTERSCHOOL SPORT PROGRAMS**

	SPORT	Primary	Lower Sec	Open	Senior County Week	Junior Country Week	Total Events	Participation Nos.	
								Staff	Students
1	AFL Football (B)	√	√√	√	√√	√√	8	780	19500
	AFL Football (G)		√	√	√		3	100	3000
2	Baseball (B)		√√	√			2	20	250
3	Basketball (B)	√	√√	√	√	√	6	276	2760
	Basketball (G)	√	√√	√	√	√	6	230	2100
	Basketball (B&G)	√				√	2	30	300
4	Cricket (B)	√	√	√			3	150	2250
	Cricket (G)			√			1	20	250
5	Cross Country (B)	√	√	√			3	100	1250
	Cross Country (G)	√	√	√			3	100	1250
6	Diving (B&G)	√	√	√			3	30	200
7	Eight ball (B&G)		√	√			0	0	0
8	Equestrian (B&G)	√		√			2	100	500
9	Golf (B)	√		√			2	20	200
	Golf (G)	√		√			2	20	200
10	Hockey - (B)		√	√	√		3	48	720
	Hockey - (G)			√	√		2	40	600
	Hockey (B&G)	√				√	2	20	250
11	Netball (G)	√	√√	√	√	√	6	440	4400
	Netball (B)		√	√			2	30	300
12	Orienteering (B)	√	√	√			3	50	600
	Orienteering (G)	√	√	√			3	50	600
13	Rowing (B&G)			√			1	10	150
14	Rugby League (B)	√		√			2	280	5600
15	Rugby Union (B)			√			1	30	600
16	Soccer (B)	√	√√	√	√		5	330	4950
	Soccer (G)	√	√√	√	√		5	216	3240
	Soccer (B&G)					√	1	12	180
17	Softball (G)			√			1	12	180
18	Squash (B&G)			√			1	10	100
19	Table Tennis (B&G)	√	√	√			3	20	200
20	Surfing (B)		√	√			2	60	2000
	Surfing (G)		√	√			2	40	1000
21	Swimming (B)	√	√	√			3	75	2500
	Swimming (G)	√	√	√			3	75	2500
22	Tennis (B)	√	√	√			3	145	870
	Tennis (G)	√	√	√			3	145	870
23	Touch (B)		√	√	√		3	80	800
	Touch (G)		√	√	√		3	80	800
24	Track & Field (B&G)		√	√			2	180	6000
25	Triathlon (B)	√	√	√			3	40	600
	Triathlon (G)	√	√	√			3	40	600
26	Ultimate Frisbee (B&G)			√			1	15	350
27	Volleyball (B)		√	√	√		3	75	750
	Volleyball (B)		√	√	√		3	75	750
	Volleyball (B&G)	√				√	2	30	300
28	Water Polo (B)		√	√			2	20	200
	Water Polo (G)		√	√			2	20	200
29	Yachting (B&G)			√√			2	20	250
							<b>132</b>	<b>4789</b>	<b>78020</b>

\*\*Ultimate Frisbee, Squash, Water Polo and Yachting are operating on a trial basis

<b>Events:</b>	<b>132</b>
<b>Teachers involved:</b>	<b>4789</b>
<b>Students involved:</b>	<b>78020</b>

**SCHOOL SPORT WESTERN AUSTRALIA  
2008/2009 INTERSTATE/INTERNATIONAL SPORT TEAMS**

	SPORT	LEVEL	AGE	HOST	VENUE	DATES	STUDENTS	STAFF	DAYS	School Days	TR DAYS
1	Basketball (B)	Prim	12 (31/12 yoc)	NSW	Newcastle	8 Aug – 14 Aug	10	2	7	5	10
2	Basketball (G)	Prim	12 (31/12 yoc)	NSW	Newcastle	8 Aug – 14 Aug	10	2	7	5	10
3	Cross Country (B&G)	Prim	12 (31/12 yoc)	NSW	Camden	28 Aug - 31 Aug	10	2	4	2	8
4	Diving (B & G)	Prim	12 & U (31/12 yoc)	WA	Perth	12 Sep – 18 Sep	12	1	7	5	5
5	Rugby League (B)	Prim	12 (31/12 yoc)	ACT	Canberra	8 Aug – 15 Aug	16	2	8	5	10
6	Swimming (B & G)	Prim	12 & U (31/12 yoc)	WA	Perth	12 Sep – 18 Sep	30	2	7	5	10
7	Tennis (B)	Prim	12 (31/12 yoc)	SA	Adelaide	12 Sep – 19 Sep	7	2	8	5	10
8	Tennis (G)	Prim	12 (31/12 yoc)	SA	Adelaide	12 Sep – 19 Sep	7	1	8	5	5
							<b>102</b>	<b>14</b>			

1	AFL Football (B)	Sec	15 & U, (31/12 yoc)	QLD	Maroochydore	25 Jul – 1 Aug	56	7	8	5	35	
2	Baseball (B)	Sec	17 & U, (1/6 yoc)	ACT	Canberra	3 May – 9 May	17	3	7	5	15	
3	Basketball (B)	Sec	19 & U, (31/12 yoc)	NSW	Newcastle	8 Aug – 14 Aug	10	3	7	5	15	
4	Basketball (G)	Sec	19 & U, (31/12 yoc)	NSW	Newcastle	8 Aug – 14 Aug	10	2	7	5	10	
5	Cricket (B)	Sec	15 & U, (1/9 yoc)	VIC	Cobram/Barooga	28 Feb – 7 Mar	13	3	8	5	15	
6	Cross Country (B&G)	Sec	14,16,18,20 (31/12 yoc)	NSW	Camden	28 Aug - 31 Aug	65	4	4	2	8	
7	Diving (B & G)	Sec	13-19, (31/12 yoc)	WA	Perth	12 Sep – 18 Sep	4	1	7	5	5	
8	Golf (B)	Sec	18 & U, (31/12 yoc)	ACT	Canberra	23 Aug – 29 Aug	6	2	7	5	10	
9	Golf (G)	Sec	18 & U, (31/12 yoc)	ACT	Canberra	23 Aug – 29 Aug	6	1	7	5	5	
10	Hockey - (B)	Sec	16 & U, (31/12 yoc)	QLD	Rockhampton	9 Aug – 15 Aug	16	3	7	5	15	
11	Hockey - (G)	Sec	16 & U, (31/12 yoc)	QLD	Townsville	16 Aug – 22 Aug	16	3	7	5	15	
12	Netball (G)	Sec	15 & U, (31/12 yoc)	ACT	Canberra	25 Jul – 31 Jul	12	3	7	5	15	
13	Orienteering (B&G)	Sec	U15, 16-19, (31/12 yoc)	VIC	Bendigo/Castlemaine	26 Sep – 4 Oct	10	2	10	5	10	
14	Rugby League (B)	Sec	15 & U (31/12 yoc)	NSW	Port McQuarie	28 Jun – 3 Jul	20	1	6	5	5	
15	Rugby League (B)	Sec	18 & U (31/12 yoc)	NSW	Newcastle	12 Jul – 17 Jul	20	1	6	5	5	
16	Soccer (B)	Sec	19 & U, (31/12 yoc)	WA	Lark Hill	1 Aug – 7 Aug	16	3	7	5	15	
17	Soccer (G)	Sec	19 & U, (31/12 yoc)	WA	Lark Hill	1 Aug – 7 Aug	16	2	7	5	10	
18	Softball (G)	Sec	17 & U, (30/6 yoc)	SA	Adelaide	2 May – 9 May	15	3	8	5	15	
19	Surfing (B & G)	Sec	15&U/19&U, (31/12 yoc)	QLD	Sunshine Coast	29 Nov – 5 Dec	12	2	7	5	10	
20	Swimming (B & G)	Sec	13-19, (31/12 yoc)	WA	Perth	12 Sep – 18 Sep	70	5	7	5	25	
21	Tennis (B)	Sec	19 & U, (31/12 yoc)	TAS	Hobart	2 May – 9 May	8	2	8	5	10	
22	Tennis (G)	Sec	19 & U, (31/12 yoc)	TAS	Hobart	2 May – 9 May	8	1	9	5	5	
23	Touch (B)	Sec	15 & U, (31/12 yoc)	SA	Adelaide	18 Oct – 23 Oct	14	3	6	5	15	
24	Touch (G)	Sec	15 & U, (31/12 yoc)	SA	Adelaide	18 Oct – 23 Oct	14	2	6	5	10	
25	Triathlon (B & G)	Sec	(13/14)(15/16)(17/19) (31/12 yoc)	TAS	Devonport	20 Mar – 23 Mar	36	4	5	2	8	
26	Volleyball (B)	Sec	15 & U, (31/12 yoc)	NSW	Campbelltown	15 Aug – 21 Aug	10	3	7	5	15	
27	Volleyball (G)	Sec	15 & U, (31/12 yoc)	NSW	Campbelltown	15 Aug – 21 Aug	10	2	7	5	10	
							510	71				331

## School Sport Australia Representation 2008

### National Sport Secretaries

Boys Hockey – Peter Sinclair      Balga SHS  
 Orienteering – Ian Dalton      Emmanuel Catholic College

### National Touring Team Officials

Cross Country – Czech Republic  
 Alison Moore – St Brigid's College  
 Dene Edmonds – Belmont City College

Cricket – West Indies  
 Sam Davis – John Forrest SHS

Girls Hockey – South Africa  
 Milanna Heberle – DET  
 Andrew Mellor – Como SC

### Student Representatives

TOURING TEAMS	MERIT TEAMS
<b>FOOTBALL</b>	<b>AUSTRALIAN FOOTBALL</b>
Kynon Melling	Jacob Burnham
Callum O'Connell	William Mariot
Ryan Pretorious	Gerald Ugle
<b>BOYS HOCKEY</b>	Jordan Lockyer
Adam Froese	Shane Nelson
Brodie Sarre	<b>BASEBALL</b>
Aran Zalewski	Nathan Driessen
<b>GIRLS HOCKEY</b>	Cameron Doorn
Sophie Turner	Max Wheeler
<b>SOFTBALL</b>	<b>BASKETBALL</b>
Cassie Cottrell	Ryan Godfrey
Claire Foster	Jasmine Hooper
Stacey Johns	Gabriella Clayton
Rebecca Crosby	<b>GOLF</b>
	Jayde Panos
	<b>TENNIS</b>
	Katy O'Shea
	Nandine Van Tonder
	<b>FOOTBALL GIRLS</b>
	Katarina Jukic
	<b>BOYS HOCKEY</b>
	Matthew Lim
	Steven Durrell
	<b>GIRLS HOCKEY</b>
	Chloe Pendlebury
	Katy Symons
	Kyra Flynn
	<b>RUGBY LEAGUE 15s</b>
	Julius Tapine
	Brenton Cowen
	Ethan Reynolds
	Michael Nakhoul

---

**Independent Audit Report  
To The Members of School Sport Western Australia (Inc)**

**Scope**


I have audited the Accounts of School Sport Western Australia (Inc) (SSWA) set out on the attached pages 1 to 3 for the year to 31 December 2007. The Treasurer of SSWA is responsible for the preparation and presentation of the financial report and the information contained therein, and has determined that the basis of accounting used is appropriate to the needs of SSWA Members. I have conducted an independent audit of the Accounts in order to express an opinion to the Members of SSWA on their preparation and presentation. No opinion is expressed as to whether the basis of accounting used is appropriate to the needs of the SSWA Members.

The Accounts have been prepared for the Members of SSWA. I disclaim any assumption of responsibility for any reliance on this report or on the Accounts to which it relates, to any person other than the SSWA Members, or for any purpose other than that for which it was prepared.

My audit has been conducted in accordance with Australian Auditing Standards. My procedures included examination, on a test basis, of evidence supporting the amounts in the Accounts and the evaluation of significant accounting estimates. These procedures have been undertaken to form an opinion as to whether in all material respects the Accounts are presented fairly in accordance with conventional accounting standards.

**Audit Opinion**

In my opinion, the Accounts present fairly the financial position ("Balance Sheet") of SSWA as at 31 December 2007 and its financial performance ("Profit/Loss Statement") and cash flows for the year then ended.



**Julia Preston BA (Hons), ACA**


**Wandi, WA 6<sup>th</sup> March 2008**



## SCHOOL SPORT WA (INC)

PROFIT/LOSS STATEMENT - CONSOLIDATED  
For the 12 Months Ending 31 December 2007


12 months to 31.12.06		12 months to 31.12.07	Appendix
\$		\$	
<u>95,326</u>	Net Sporting Activities	<u>140,580</u>	(A)
<u>(2,410)</u>	Miscellaneous Trading	<u>13,979</u>	(B)
	<u>Administration Income</u>		
151,155	EDWA Grants	144,959	
39,273	SSWA Admin Levy - All Sports	54,327	
12,788	KEA Rebate	32,293	
7,968	Interest Earned	10,624	
(4,212)	Miscellaneous Income	0	
<u>206,972</u>	<b>Total Administration Income</b>	<u>242,203</u>	
	<u>Administration Expenses</u>		
4,570	Administration - Miscellaneous	2,762	
1,320	Advertising	0	
203	Airfares	523	
2,893	School Sports Awards	6,038	
1,075	Auditor Fees	1,075	
5,359	Bank Fees & Charges	7,059	
502	Bad & Doubtful Debts	21	
5,774	Catering	2,082	
5,738	Charge - Leave Provisions	(608)	
3,890	Computer Assistance / Support	6,898	
113	Courier Service	58	
11,143	Depreciation	10,146	
109	Equipment Hire	47	
2,557	Honoraria	6,500	
47,030	Insurance	51,810	
8,284	Marketing & Promotions	4,428	
246	Medical	136	
6,829	Meetings	4,664	
92,331	Office Wages	89,048	
399	Photographs	0	
82	Postage	45	
5,650	Printing	4,604	
2,686	Minor Capital	4,028	
110	Repairs & Maintenance	(2,498)	
4,853	Stationery	6,932	
7,578	Superannuation	10,198	
1,425	Taxis / Transport	540	
2,748	Telephone	2,235	
0	Trophies	87	
953	Uniforms - KEA	9,616	
8,871	Uniforms - Other	3,186	
2,751	Vehicle Hire / Expenses	2,133	
560	Venue Hire	191	
<u>(238,631)</u>	<b>Total Administration Expenses</b>	<u>(233,988)</u>	
<u>(57,493)</u>	<b>Net Interstate Team Management Costs</b>	<u>(76,039)</u>	(C)
<u>(6,982)</u>	<b>Net ASSC Conference Costs</b>	<u>(21,529)</u>	(D)
<u>(3,582)</u>	<b>Net Pacific School Games</b>	<u>469</u>	(E)
<u>(6,800)</u>	<b>SURPLUS / (DEFICIT) FOR PERIOD</b>	<u>65,675</u>	

  
 Peter Smith - TREASURER  
 25-2-2009

# SCHOOL SPORT WA (INC)

## BALANCE SHEET As at 31 December 2007

<u>31.12.06</u>		<u>31.12.07</u>
\$		\$
	<u>FUNDS AVAILABLE:</u>	
155,601	Surplus Previous Years	148,801
(6,800)	Surplus / (Deficit) Current Period	65,675
<u>148,801</u>	<b>TOTAL FUNDS AVAILABLE</b>	<u>214,476</u>
	<u>REPRESENTED BY:</u>	
15,032	Cash at Bank	28,232
203,235	Cash Management Call Account	340,434
39,470	Cash Call A/c - PSG Reserves	40,801
291	Petty Cash	741
<u>258,028</u>	<i>Total Cash:</i>	<u>410,207</u>
74,984	Debtors	59,803
24,500	Prepayments	21,847
<u>357,512</u>	<b>TOTAL CURRENT ASSETS</b>	<u>491,858</u>
41,747	Office Equipment	45,394
26,754	Field Equipment	28,185
(39,402)	Less Accumulated Depreciation	(49,548)
<u>29,099</u>	<b>TOTAL NON CURRENT ASSETS</b>	<u>24,031</u>
17,006	Creditors	54,980
198,061	EDWA Grant in Advance	205,737
30,000	Provision for PSG Sports	30,000
6,348	Provision for Leave	5,741
4,530	Group Tax	(877)
(18,134)	GST Provision	5,833
<u>237,810</u>	<b>TOTAL CURRENT LIABILITIES</b>	<u>301,413</u>
<u>0</u>	<b>NON CURRENT LIABILITIES</b>	<u>0</u>
<u>148,801</u>	<b>TOTAL NET ASSETS</b>	<u>214,475</u>

  
 Peter Smith - TREASURER

25-2 ..... 2009

# SCHOOL SPORT WA (INC)

## STATEMENT OF CASH FLOWS For the 12 months to 31 December 2007

12 months to 31.12.06 \$		12 months to 31.12.07 \$
	<b>Cashflows from Office Administrative Activities:</b>	
157,284	EDWA Grant received - Admin	216,990
19,369	KEA Rebate received	32,361
(4,212)	Miscellaneous income	0
7,968	Interest received	10,624
(229,774)	Payments to suppliers and employees	(179,182)
(39,091)	Payments from ATO (GST; PAYG)	13,920
<u>(88,456)</u>	<b>Net Cash Inflows from Office Activities</b>	<u>94,713</u>
	<b>Cashflows from Sport &amp; Sport Management Activities:</b>	
179,394	EDWA Grant received - Sports Activities	99,487
994,274	Receipts from players, schools and sponsors	1,081,142
(1,106,554)	Payments to suppliers	(1,118,085)
<u>67,114</u>	<b>Net Cash Inflows from Sport Activities</b>	<u>62,544</u>
	<b>Cashflows from Investing Activities:</b>	
(5,177)	Payments for plant and equipment	(5,078)
<u>(5,177)</u>	<b>Net Cash Outflows from Investing Activities</b>	<u>(5,078)</u>
(26,519)	<b>Net Increase in cash held</b>	<b>152,179</b>
284,547	Cash at 1 January 2007	258,028
<u>258,028</u>	<b>Cash at 31 December 2007</b>	<u>410,207</u>
	<b>Reconciliation of Surplus for year to Net Decrease in cash held</b>	
\$		\$
(6,800)	<b>Surplus for the 12 months to 31 December 2007:</b>	<b>65,675</b>
11,143	Depreciation charged	10,146
(5,177)	Plant and Equipment purchased	(5,078)
(31,995)	Decrease in Trade Debtors and Recoverables	15,182
942	Decrease in Prepayments	2,653
(6,023)	Increase in Trade Creditors	37,974
9,452	Increase in Deferred Income - EDWA Grant	7,676
5,738	(Decrease) in Leave Provisions	(608)
(3,799)	Increase in PAYG and GST net Creditor	18,559
<u>(26,519)</u>	<b>Net Increase in cash held:</b>	<u>152,179</u>

*Peter Smith*  
Peter Smith - TREASURER

25-2-2009

## SCHOOL SPORT WA (INC)

**Sports**  
**PROFIT/LOSS STATEMENT**  
For the 12 Months Ending 31 December 2007

12 months to 31.12.06		12 months to 31.12.07
\$		\$
	<u>Revenue</u>	
96,216	EDWA Grant	96,049
0	Fundraising	12,099
6,838	Trials Revenue	4,861
605,847	Player Contributions	616,659
2,817	Sales/Miscellaneous Revenue	85,299
160,028	School Entry Fee	170,447
28,288	Sponsorship	51,904
177,175	Host State Levy Income	38,554
<u>1,077,209</u>	<b>Total Revenue</b>	<u>1,075,872</u>
	<u>Expenses</u>	
214,396	Accommodation	142,413
674	Administration	8,184
52	Advertising	0
691	Affiliation Fees / Entry Fees	3,162
202,140	Airfares	222,085
64	Bank Charges & Fees	0
0	Bad & Doubtful Debts	110
9,264	Camp Expenses	8,353
37,323	Catering	47,096
2,130	Computer Assistance	1,474
2,493	Contingency	2,909
15,470	Contract Personnel	18,098
116	Courier Service	530
7,491	Entry Fees	0
17,821	Equipment Hire	13,177
34,450	Event Expenses	35,051
14,041	Excursion Fees	11,742
913	Honoraria	440
100	Living/Coordinators Allowance	0
20,756	Medical	25,130
13,715	Meetings and Refreshments	5,296
0	Officials' Dinner	1,659
50	Photocopying	8
13,074	Photographs	5,302
15,943	Championship Levy	26,772
197	Postage	8
5,216	Printing	1,308
161	Minor Capital Purchases	271
302	Repairs & Maintenance	0
16,562	Souvenir Apparel	10,851
323	Stationery	227
1,855	Taxis/Transport	26,746
608	Telephone	756
16,087	Trophies	13,166
52,378	Umpires	59,150
112,935	Uniforms KEA	126,386
37,538	Uniforms Other	50,568
43,591	Vehicle Hire / Expenses	13,917
70,964	Venue Hire	52,951
<u>(981,883)</u>	<b>Total Expenses</b>	<u>(935,292)</u>
<u>95,326</u>	<b>Net Sports' Surplus</b>	<u>140,580</u>

# SCHOOL SPORT WA (INC)

## Trading PROFIT/LOSS STATEMENT For the 12 Months Ending 31 December 2007

12 months to <u>31.12.06</u>		12 months to <u>31.12.07</u>
\$		\$
	<u>Revenue</u>	
8,394	Raffle Proceeds/Sales Revenue	14,941
954	Raffle Book Sales	9,495
<u>9,348</u>	<b>Total Revenue</b>	<u>24,436</u>
	<u>Expenses</u>	
0	Courier Service	13
6,519	Purchases/COGS	5,243
73	Raffle Administration	64
84	Raffle Advertising	77
1,982	Raffle Printing	2,361
3,100	Raffle Prizes	2,700
<u>(11,758)</u>	<b>Total Expenses</b>	<u>(10,458)</u>
<u>(2,410)</u>	<b>Net Trading Surplus</b>	<u>13,979</u>

**SCHOOL SPORT WA (INC)**

**Interstate Team Management  
PROFIT/LOSS STATEMENT  
For the 12 Months Ending 31 December 2007**

12 months to <u>31.12.06</u>		12 months to <u>31.12.07</u>
\$		\$
	<u>Revenue</u>	
22,262	EDWA Grants	38,251
3,828	Officials Subsidy / Contribution	5,969
168	State Association Contribution	428
<u>26,258</u>	<b>Total Revenue</b>	<u>44,649</u>
	<u>Expenses</u>	
709	Officials' Expenses - Miscellaneous	2,141
1,622	Officials' Dinner	3,482
16,829	Officials' Accommodation	25,218
25,394	Officials' Airfares	50,258
18,123	Officials' Clothing	14,336
324	Officials' Excursion	305
20,750	Officials' Living Allowances	24,948
<u>(83,751)</u>	<b>Total Expenses</b>	<u>(120,688)</u>
<u>(57,493)</u>	<b>Net Interstate Team Management Costs</b>	<u>(76,039)</u>

**ASSC (National)  
PROFIT/LOSS STATEMENT  
For the 12 Months Ending 31 December 2007**

12 months to <u>31.12.06</u>		12 months to <u>31.12.07</u>
\$		\$
	<u>Revenue</u>	
11,101	EDWA Grant - Conference	10,252
21,161	EDWA Grant - Affiliation	19,290
<u>32,262</u>	<b>Total Revenue</b>	<u>29,542</u>
	<u>Expenses</u>	
4,284	Accommodation	4,070
59	Administration	166
7,358	Airfares	7,144
1,782	ASSC Conference Levy	4,502
0	Equipment Hire	0
707	Event Expenses	229
0	Honoraria	1,500
2,083	Living Allowance	2,120
993	Meetings & Refreshments	601
794	SSA Students Levy (Interstate)	6,591
(36)	SSA International Tour Levy	3,508
18,328	SSA Annual Contributions	18,171
2,146	SSA National Secretary Fund	1,679
145	Taxis	261
601	Vehicle Hire / Expenses	529
<u>(39,244)</u>	<b>Total Expenses</b>	<u>(51,071)</u>
<u>(6,982)</u>	<b>Net ASSC Costs</b>	<u>(21,529)</u>

# SCHOOL SPORT WA (INC)

## Pacific School Games PROFIT/LOSS STATEMENT For the 12 Months Ending 31 December 2007

12 months to <u>31.12.06</u>		12 months to <u>31.12.07</u>
\$		\$
	<u>Revenue</u>	
(81)	Miscellaneous Revenue	41
0	EDWA Grant	0
(255)	Player Contributions	0
202	Officials Contribution	104
(100)	Sponsorship	900
<u>(234)</u>	<b>Total Revenue</b>	<u>1,045</u>
	<u>Expenses</u>	
1,182	Airfares	0
0	Computer Support/Assistance	90
29	Courier	0
4,087	Event Expenses	0
0	Meetings & Refreshments	81
(1,046)	Championship Levy	0
178	Stationery	0
178	Taxis/Transport	0
(909)	Telephone	0
255	Uniform KEA	0
1,473	Uniform Other	405
(1,879)	Vehicle Expenses	0
(200)	PSG Officials Living Allowance	0
<u>(3,348)</u>	<b>Total Expenses</b>	<u>(576)</u>
<u>(3,582)</u>	<b>Net PSG Surplus</b>	<u>469</u>

# **JASMAQ** **Services**

ABN: 31 250 704 457

---

28 April 2008

The Members  
c/o Peter Smith - Treasurer  
School Sport Western Australia (Inc)  
C/o Department of Education  
151 Royal Street  
EAST PERTH , WA 6004

Dear Members,

**Audit of School Sport Western Australia (SSWA): Year to 31 December 2008**

The audit of SSWA for the year ended 31 December 2008 has been delayed, due largely to work required to ensure the integrity of SSWA's accounting system.

There is no reason to believe at this stage that the audit will not proceed as normal in due course.

I have not yet reviewed the books and records of SSWA. Accordingly I am unable at this time to report to you on the financial performance or position of SSWA for the year to 31 December 2008.

I apologise for the delay. If you have any queries please contact me.

Yours sincerely,

*Julia Preston*

**Julia Preston BA (Hons), ACA**

---

*Management & Financial Reporting  
Accounting Assistance  
Software Reporting Improvements  
Financial Analysis*

898 Anketell Road, WANDI, WA 6167  
Phone: (08) 9437 1959  
Fax: (08) 9437 2551

*Friendly & Efficient Service*

*Reasonable Rates*

Email: [jpreston@iinet.net.au](mailto:jpreston@iinet.net.au)